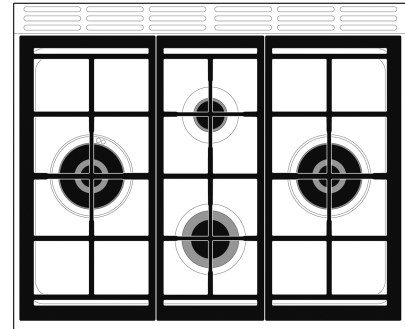


Range 30"

CPF30UGMBL

Black

Dual-Fuel



Cooktop technical features

| | |
|--|-----|
| Cooking zones | 4 |
| Left - Gas - Dual ultra-rapid - 20000 BTU | |
| Front-center - Gas - Semi-rapid - 8000 BTU | |
| Rear-center - AUX - 4500 BTU | |
| Right - Gas - Ultra-rapid - 20000 BTU | |
| Automatic gas ignition | Yes |
| Gas safety valves | Yes |

Aesthetic

| | |
|-------|-------|
| Color | Black |
|-------|-------|

General information

| | |
|------------|-----------|
| Range size | 30" |
| Range type | Dual-Fuel |

Programs / Functions

| | |
|--------------------------|---|
| No. of cooking functions | 9 |
|--------------------------|---|

Main oven options

| | |
|---------------------|--------|
| Minimum Temperature | 120 °F |
| Maximum temperature | 500 °F |

Main Oven Technical Features

| | |
|---------------------------|------------------|
| Volume | 0.13 cu. ft. |
| Cavity material | EverClean enamel |
| No. of shelves | 4 |
| Removable inner door | Yes |
| Total no. of door glasses | 3 |
| Soft Close system | Yes |

Compact- design range with electric oven and gas cooktop: efficient and responsive, the visible heat source allows total control and choice of the right intensity.

Features

Touch control - Easy and intuitive timer setting with a single touch

Tangential cooling - New cooling system with tangential fan and airflow from the door to the splashback

True-convection - The best cooking performances guaranteed by ventilated circular flow.

Gas hob - Gas provides permanent control of the heat source and the temperature change is immediate

Included accessories

Oven wire rack 1

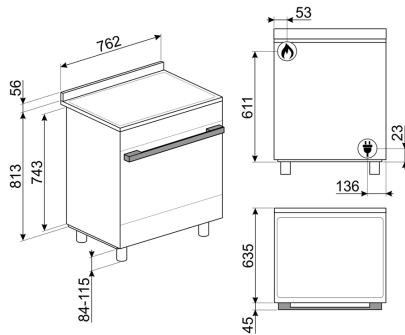
Electrical Connection

Voltage 240/208 V
Frequency 60 Hz

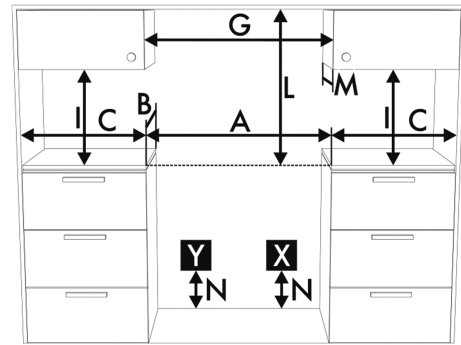
Logistic Information

Width 30 "
Depth 25 "
Height 36 "
Net weight 233 lbs

Product dimension drawing



Product installation drawing



| | | |
|----------------|---------|----------|
| A | 1220 mm | 48 1/16" |
| B | 636 mm | 25" |
| C ¹ | 216 mm | 8 1/2" |
| G ² | 1220 mm | 48 1/16" |
| I ³ | 457 mm | 18" |
| L ⁴ | 610 mm | 24" |
| M ⁵ | 330 mm | 13" |
| N | 178 mm | 7" |

Accessories



GT91P

Partially extractable telescopic guides suitable for 90 cm Master and Sinfonia cookers



PALPZ

Pizza shovel with fold away handle