

## Professional Range 24"

SPR24UIMX  
Stainless steel  
SPR



Compact-design cooker with electric oven and induction or ceramic glass hob: the perfect mix of style, quality and technology thanks to homogeneous and instantaneous heat, maximum safety and attention to consumption.

### Features

**Induction hob** - Induction offers fast cooking and precise temperature control

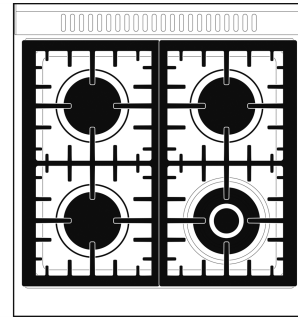
**Vapor Clean** - By inserting water into a recess at the bottom of the cavity, steam is generated, which softens the residue and facilitates its removal

**Touch control** - Easy and intuitive timer setting with a single touch

**True-convection** - The best cooking performances guaranteed by ventilated circular flow.

**Tangential cooling** - New cooling system with tangential fan and airflow from the door to the splashback

**Soft close** - The door is equipped with a specific system for silent closing



### Cooktop technical features

Cooking zones	4
Front-left - 1300 W - Booster 1400 W - Ø 18.0 cm	
Rear-left - 2300 W - Booster 3000 W - Ø 18.0 cm	
Front-right - 2300 W - Booster 3000 W - Ø 14.5 cm	
Rear-right - 1300 W - Booster 1400 W - Ø 21.0 cm	

### Programs / Functions

No. of cooking functions	8
Cleaning functions	VaporClean

### Main oven options

Minimum Temperature	151 °F
Maximum temperature	500 °F

### Main Oven Technical Features

Volume	2.79 cu. ft.
Cavity material	EverClean enamel
No. of shelves	5
Removable inner door	Yes
Total no. of door glasses	3
Soft Close system	Yes

### Included accessories

Oven wire rack	2
----------------	---

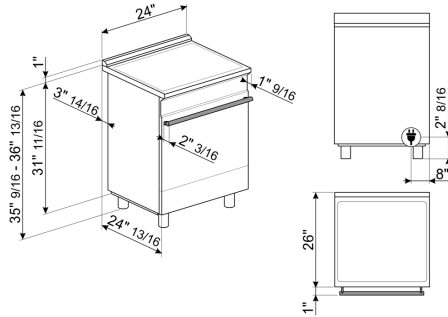
### Electrical Connection

Plug	(B) NEMA 14-50P
Circuit breaker	40 A
Voltage	208/240 V
Frequency	60 Hz

### Logistic Information

Width	23 15/16 "
Depth	25 "
Height	35 9/16 "
Net weight	157 lbs

### Product dimension drawing




### Accessories



**GRM**  
Coffee machine support



**GTP**  
Partial-extension telescopic guides



**KITTKSPR24**  
Plinth, 3 sides, 900mm, SPR cookers 24", black

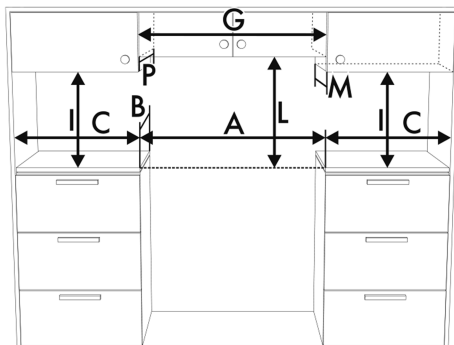


**PALPZ**  
Pizza shovel with fold away handle



**WOKGHU**  
Cast-iron wok support

### Product installation drawing



<b>A</b>	24"	610 mm
<b>B</b>	25"	630 mm
<b>C<sup>1</sup></b>	5 <sup>7</sup> / <sub>8</sub> "	150 mm
<b>G<sup>2</sup></b>	24"	610 mm
<b>I<sup>3</sup></b>	18"	457 mm
<b>L</b>	see user manual	
<b>M<sup>4</sup></b>	13"	330 mm
<b>P<sup>4</sup></b>	13"	330 mm

### Color option



**SPR24UIMMW**  
Color: Matte white



**SPR24UIMAN**  
Color: Matt Black