


# ALFA1035EHT

<b>Product Family</b>	Ovens
<b>Subfamily</b>	4 trays 600x400 mm o GN1/1
<b>Oven type</b>	Fan with humidification
<b>Default power supply</b>	400 V 3N~ / 23A / 16 kW / 50-60 Hz
<b>Maximum depth with open door</b>	1536 mm
<b>Adjustable feet</b>	Yes
<b>Net weight (kg)</b>	102,000 kg
<b>Product dimensions WxDxH</b>	798x772x1100 mm
<b>EAN code</b>	8017709274993



## Target

<b>Potential users</b>	Bars/Cafes; Hotels; Restaurants/Catering; Bakery/Pastry making; Industrial pastry & bakery test kitchen; Butcher's shops; Meat processing industry; Hospitals; Schools
------------------------	------------------------------------------------------------------------------------------------------------------------------------------------------------------------------------------

## Aesthetics

<b>Colour</b>	Stainless steel	<b>Digital display colour</b>	White
<b>Door with stainless steel strip</b>	Yes	<b>Front panel</b>	Yes
<b>Display type</b>	Yes	<b>Logo</b>	Smeg printed

## Controls

<b>Number of recipes</b>	99	<b>Adjustable chimney</b>	On/off
<b>Adjustable timer</b>	1 min - 99hrs + continuous	<b>HACCP data</b>	Scheduled start H/12
<b>Cooking steps</b>	9		

## Options

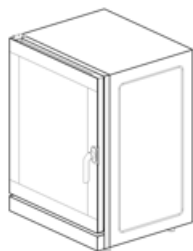
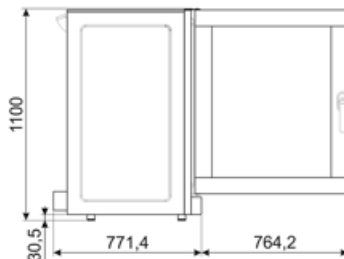
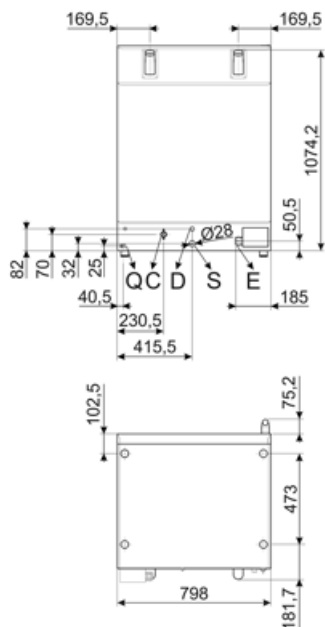
<b>Right hand hinge</b>	ALFA1035EHTR	<b>Condense hood</b>	Bars/Cafes; Hotels; K4610X
-------------------------	--------------	----------------------	----------------------------

## Accessories Included

Core temperature probe KITSC

## Construction

<b>Oven material</b>	Stainless steel/glass/plastics	<b>Exhaust exit</b>	Back
<b>Cavity dimensions (WxDxH)</b>	672x437x854mm	<b>Cooling system</b>	Yes
<b>Gross volume</b>	616x431x340mm	<b>Time adjustment</b>	Electronic timer
<b>Net volume</b>	616x431x340mm	<b>Temperature range</b>	50-280°C
<b>Internal net volume</b>	199,1 lt	<b>End of cooking alarm</b>	Yes
<b>Cavity material</b>	Stainless steel	<b>Heating element interruption with open door</b>	Yes
<b>No. of shelves</b>	10	<b>Manual safety thermostat reset</b>	Yes
<b>Tray support frame</b>	Chrome	<b>Removable deflector</b>	Yes
<b>Distance between shelves</b>	77 mm	<b>Lights with door open</b>	Yes
<b>Door construction</b>	Yes	<b>No. of lights</b>	3 Halogen lights
<b>Door opening</b>	Lateral	<b>Light power</b>	40 W
<b>Handle type</b>	New ergonomics	<b>USB port</b>	Yes
<b>Inner glass</b>	Openable	<b>Water connection</b>	Yes
<b>Max motor speed (rpm)</b>	2	<b>Power cable length</b>	170 cm
<b>Low motor speed (rpm)</b>	2	<b>Back panel</b>	Galvanized
<b>Humidification system on each fan</b>	Yes	<b>IPX protection</b>	Scheduled start H/12
<b>Steam assisted levels</b>	5 + manual		



Q	MORSETTO EQUIPOTENZIALE EARTH TERMINAL
E	CAVO ALIMENTAZIONE ELETTRICA ELECTRICITY SUPPLY CABLE
C	TUBO DI CARICO FILLER HOSE
S	TUBO DI SCARICO (solo su alcuni modelli) DRAIN HOSE (on some models only)
D	TUBO DI CARICO PER DOCCETTA LAVAGGIO (solo su alcuni modelli) WATER SUPPLY MANUAL WASHING SYSTEM (on some models only)

---

## Compatible Accessories

---



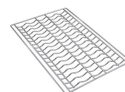
**3743**  
Flat aluminium tray



**3751**  
Flat perforated aluminium tray



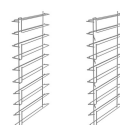
**3805**  
Flat chrome-plated wire grid



**3810**  
Corrugated grid for baguettes



**3927**  
Air flow reducer kit



**RGN11-1035-2**

## Symbols glossary

---



Double speed fan



Fan forced



Fan with humidification



Manual washing with shower