


# ALFA1035H-2

Family	Ovens
Subfamily	Convection oven 10 trays EN 600x400 mm or GN1/1
Oven type	Fan with humidification
Oven control	Mechanical
Trays capacity	10 trays 600x400 mm - GN1/1
Power supply	400 V 3N~ / 23A / 16 kW / 50-60 Hz
Steam generation	Direct
WiFi connection	Not available
Maximum depth with open door	1536 mm
Adjustable feet	Yes
Net weight	102,000 kg
Product dimensions WxDxH	798x772x1100 mm



## Distribution

Solutions	Bakery/Pastry making; Industrial pastry&bakery laboratories; Butcher's shops	Suggested for	Bars/Cafes
-----------	---	---------------	------------

## Aesthetics

Colour	Stainless steel	Front panel	Yes
Door with stainless steel stripes	Yes	Logo	Smeg printed

## Controls

Timer setting range	1-60 minutes + endless	Chimney regulation	Manual
---------------------	------------------------	--------------------	--------

## Programs / Functions

### Backing functions



Fan forced



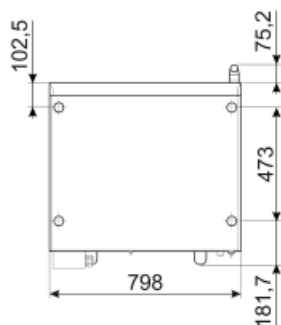
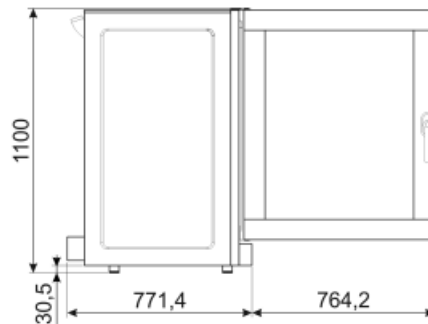
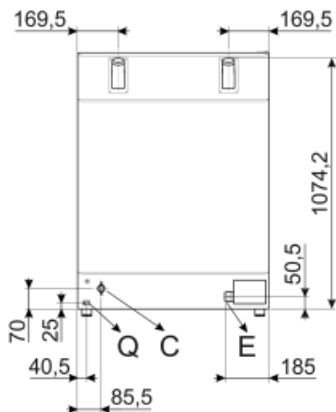
Fan forced with humidification

## Options

Right hand hinge	ALFA1035HR-2	Solutions	K4610X
Right hand hinge	ALFA1035EHR		

## Construction

Oven materials	Ever Clean enamel	Water injection on each fan	Yes
Cavity dimensions (lxdxh)	672x437x854mm	Humidification levels	Manual
Gross volume	616x431x340mm	Exhaust position	Back
Net volume	616x431x340mm	Timer type	Electromecanical timer
Internal net volume	616x431x340mm	Temperature range	50-270°C
Cavity material	Stainless steel	End cooking signal	Yes
Shelves number	10	Orange light indicator t° achievement	Yes
Tray frame support	Chrome	Green light indicator t° achievement	Yes
Shelves distance	77 mm	Manual reset safety thermostat	Yes
Door construction	Double glass	Removable deflector	Yes
Door opening	Lateral	Lighting	3 Halogen lamps
Handle type	New ergonomics	Light power	40 W
Openable glass	Openable	Water load pipe	Yes
Fan type and number	3 contrarotating fans with time direction reversal	Power cable length	170 cm
Engine speed	Ever Clean enamel	Back panel	Galvanized
Engine speed	Single speed	IPX protection	Scheduled start H/12
Max standard speed motor rpm	2		



Q	MORSETTO EQUIPOTENZIALE EARTH TERMINAL
E	CAVO ALIMENTAZIONE ELETTRICA ELECTRICITY SUPPLY CABLE
C	TUBO DI CARICO FILLER HOSE

## Not included accessories




**3805**

Flat chrome-plated wire grid




**3927**

Air flow reducer kit




**TF11XH2**

Perforated aluminium GN1/1 tray for Galileo professional



**3743**

Flat aluminium tray



**TMF11TH2**

GN 1/1 non-sticking microperforated tray



**T11XH20**

2cm height aluminium GN1/1 tray for Galileo professional



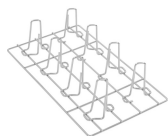
**T11XH65**

6,5cm height aluminium GN1/1 tray for Galileo professional




**T11TH20**

2cm height GN1/1 non-stick tray for Galileo professional



**G11X8P**

8 vertical GN1/1 chicken grid for Galileo professional



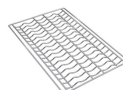
**G11T**

Non-stick GN1/1 tray for Galileo professional



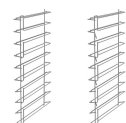
**3751**

Flat perforated aluminium tray



**3810**

Corrugated grid for baguettes



**RGN11-1035-2**



**T8S11T**

8 holes GN 1/1 non-sticking tray for Galileo professional



**T11TH40**

4cm height GN1/1 non-stick tray for Galileo professional

## Alternative products

---



**ALFA1035HR-2**

**Colour:** Stainless steel

## Symbols glossary (TT)

---



...



...