

# ALFA420MFH-2

<b>Familie</b>	Professional ovens
<b>Subfamily</b>	Convection oven 4 trays EN 600x400 mm or GN1/1
<b>Oven type</b>	Multifunctioneel
<b>Ovenbediening</b>	Mechanisch
<b>Laad capaciteit</b>	4 trays EN 600x400 mm or GN1/1 (excluding flat grids and trays)
<b>Electrische aansluiting</b>	400 V 3N~ / 10 A / 6,9 kW / 50 Hz
<b>Andere elektrische aansluitmogelijkheden</b>	230 V~ / 30 A / 6.9 kW / 50 Hz
<b>Program storage with application</b>	Not available
<b>Diepte open deur</b>	1145 mm
<b>verstelbare poten</b>	Ja
<b>Netto gewicht</b>	63,000 kg
<b>Product dimensions WxDxH</b>	798x747x563 mm
<b>EAN code</b>	8017709270124



## Target

<b>Solutions</b>	Coffee shops/Wine bars; Hotels; Restaurants/Pubs; Bakery/Pastry making; Frozen bakery industry; Food retail; QSR	<b>Suggested for</b>	Bakery
------------------	--	----------------------	--------

## Design

<b>Kleur</b>	Roestvrij staal	<b>Front paneel met relief</b>	Ja
<b>Deur met roestvrijstalen delen</b>	Ja	<b>Logo</b>	Smeg gedrukt

## Bediening

<b>Programmeerbare minuten</b>	1-60 minutes + endless
--------------------------------	------------------------

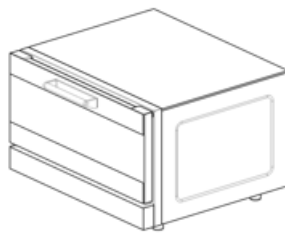
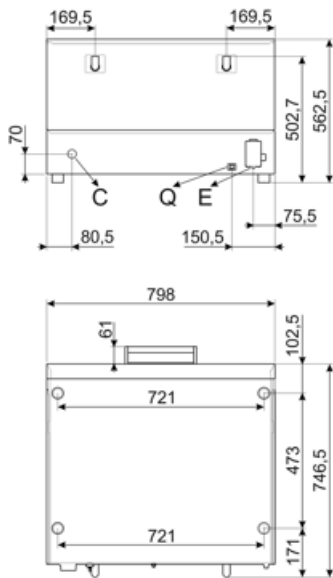
## Opties

<b>Combinable hood</b>	K4610X
------------------------	--------

## Construction

<b>Materiaal bakruimte</b>	Ever Clean emaille	<b>Vochtigheidsniveaus</b>	handmatig
		<b>Water aansluiting</b>	Back

<b>Afmetingen bakruimte (BxDxH)</b>	672x437x340 mm	<b>Koelsysteem</b>	Ja
<b>Afmetingen bakruimte (BxDxH)</b>	115,6 lt	<b>Tijd instellen</b>	Electric
<b>Afmetingen bakruimte (BxDxH)</b>	104,2 lt	<b>Temperatuur bereik</b>	70-270°C
<b>Afmetingen bakruimte (BxDxH)</b>	75 lt	<b>Einde baktijd alarm</b>	Ja
<b>Materiaal bakruimte</b>	Roestvrij staal	<b>Oranje licht indicatie C°</b>	Ja
<b>Aantal kookniveau's</b>	4	<b>Groen licht indicatie C°</b>	Ja
<b>Frame bakplaat geleiders</b>	Verchromd	<b>Verwarmingselement schakelt uit bij open deur</b>	Ja
<b>Afstand tussen bakniveaus</b>	77 mm GN1/1 - EN 600X400	<b>Handmatige reset van thermostaat</b>	Ja
<b>Goed geïsoleerde deur met compleet te openen binnenruit</b>	Double glass	<b>Water aansluiting</b>	Ja
<b>Deur openen</b>	Tilting	<b>Verlichting</b>	2 LED lamps
<b>Type handvat</b>	Smeg	<b>Vermogen lamp</b>	40 W
<b>Binnenruit</b>	Openable with clip	<b>Water aansluiting</b>	Ja
<b>Aantal ventilatoren</b>	2 contrarotating with timed direction reversal	<b>Lengte voedingskabel</b>	170 cm
<b>Materiaal bakruimte</b>	Ever Clean emaille	<b>Achterwand</b>	Verzinkt
<b>Materiaal bakruimte</b>	Single speed	<b>Timer optie</b>	IPX3
<b>Materiaal bakruimte</b>	2850 rpm		



Q	MORSETTO EQUIPOTENZIALE EARTH TERMINAL
E	CAVO ALIMENTAZIONE ELETTRICA ELECTRICITY SUPPLY CABLE
C	TUBO DI CARICO (solo su alcuni modelli) FILLER HOSE (on some models only)

## Accessoires niet inbegrepen



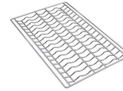
**3743**  
Flat aluminium tray (4pcs)



**3751**  
Flat perforated aluminium tray (4pcs)



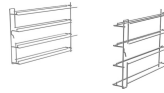
**3805**  
Flat chrome-plated wire grid (4pcs)



**3810**  
Waved grid for baguettes (4pcs)



**3927**  
Air flow reducer kit for ovens ALFA410, 420, 625, 1035



**RGN11-420-2**  
Support kit for grids or flat trays GN1/1 suitable for ALFA420/425/410 models



**SVRPP420-625**  
Connector kit for two stacked ALFA420+420 or ALFA420+625 models and hood

**SVRPP625**  
Connector kit for two stacked ALFA625 or ALFA625+ALFA420/425 models and hood



**T11TH20**  
GN1/1 non-stick tray, 20 mm height




**T11TH40**  
GN1/1 non-stick tray, 40 mm height




**T11XH20**  
2cm height aluminium GN1/1 tray, 20 mm height



**T11XH65**  
GN1/1 aluminium tray, 65 mm height



**TF11XH2**  
Perforated aluminium GN1/1 tray, 20 mm height



**TMF11TH2**  
GN 1/1 non-sticking microperforated tray, 20 mm height

## Symbols glossary (TT)

---



Fan with lower element



Fan forced heating



Fan forced heating with humidity injection



Large grill heating element



Static heating with upper and lower elements