

# ALFA425H-2

<b>Product Family</b>	Ovens
<b>Subfamily</b>	Convection oven 4 trays EN 600x400 mm or GN1/1
<b>Oven type</b>	Fan with humidification
<b>Oven controls</b>	Mechanical
<b>Tray capacity</b>	4 trays 600x400 mm - GN1/1
<b>Default power supply</b>	400 V 3N~ / 10 A / 6,9 kW / 50 Hz
<b>Other electrical connections</b>	230 V~ / 30 A / 6.9 kW / 50 Hz
<b>Steam technology</b>	Direct
<b>App for recipe development and upload</b>	Not available
<b>Maximum depth with open door</b>	1511 mm
<b>Adjustable feet</b>	Yes
<b>Net weight (kg)</b>	60,000 kg
<b>Product dimensions WxDxH</b>	798x747x563 mm
<b>EAN code</b>	8017709270131



## Target

<b>Potential users</b>	Bars/Cafes; Hotels; Restaurants/Catering; Bakery/Pastry making; Industrial pastry & bakery test kitchen; Butcher's shops; QSR	<b>Suggested for</b>	Bars/Cafes
------------------------	---	----------------------	------------

## Aesthetics

<b>Colour</b>	Stainless steel	<b>Front panel Logo</b>	Yes Smeg printed
<b>Door with stainless steel strip</b>	Yes		

## Controls

<b>Adjustable timer</b>	1-60 minutes + continuous
-------------------------	---------------------------

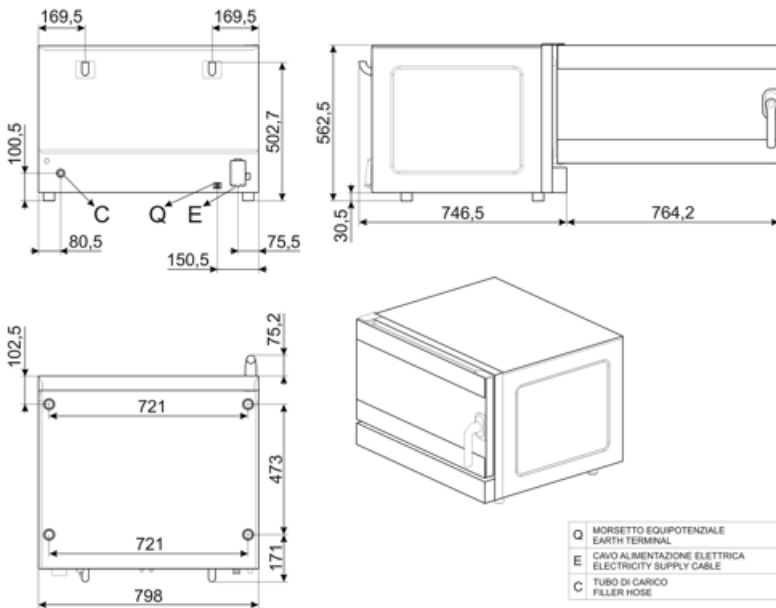
## Options

<b>Condense hood</b>	K4610X
----------------------	--------

## Construction

<b>Oven material</b>	Stainless steel/glass/plastics	<b>Steam assisted levels Exhaust exit</b>	Manual Back
----------------------	--------------------------------	---	----------------

<b>Cavity dimensions (WxDxH)</b>	672x437x340mm	<b>Cooling system</b>	Yes
<b>Gross volume</b>	670x560x420mm	<b>Time adjustment</b>	Electromechanical timer
<b>Net volume</b>	670x560x420mm	<b>Temperature range</b>	50-270°C
<b>Internal net volume</b>	75 lt	<b>End of cooking alarm</b>	Yes
<b>Cavity material</b>	Stainless steel	<b>Orange light indicator when t° achieved</b>	Yes
<b>No. of shelves</b>	4	<b>Green light indicator when time achieved</b>	Yes
<b>Tray support frame</b>	Chrome	<b>Heating element interruption with open door</b>	Yes
<b>Distance between shelves</b>	77 mm	<b>Manual safety thermostat reset</b>	Yes
<b>Door construction</b>	Yes	<b>Removable deflector</b>	Yes
<b>Door opening</b>	Lateral	<b>No. of lights</b>	2 LED lights
<b>Handle type</b>	New ergonomics	<b>Light power</b>	40 W
<b>Inner glass</b>	Openable	<b>Water connection</b>	Yes
<b>Fan type and number</b>	2 contrarotating fans with time direction reversal	<b>Power cable length</b>	170 cm
<b>Fan motor power</b>	180W	<b>Back panel</b>	Galvanized
<b>Fan speed</b>	Single speed	<b>IPX protection</b>	Scheduled start H/12
<b>Max motor speed (rpm)</b>	2		



## Compatible Accessories



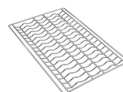
**3743**  
Flat aluminium tray



**3751**  
Flat perforated aluminium tray



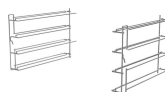
**3805**  
Flat chrome-plated wire grid



**3810**  
Corrugated grid for baguettes



**3927**  
Air flow reducer kit



**RGN11-420-2**  
Support kit for grids or flat trays  
GN1/1 suitable for ALFA420/425/410  
models



**SVRPP420-625**  
Connector kit for two stacked  
ALFA420+420 or ALFA420+625 models  
and hood



**T11TH20**  
2cm height GN1/1 non-stick tray for  
Galileo professional




**T11TH40**  
4cm height GN1/1 non-stick tray for  
Galileo professional




**T11XH20**  
2cm height aluminium GN1/1 tray for  
Galileo professional



**T11XH65**  
6,5cm height aluminium GN1/1 tray for  
Galileo professional



**TF11XH2**  
Perforated aluminium GN1/1 tray for  
Galileo professional



**TMF11TH2**  
GN 1/1 non-sticking microperforated  
tray

## Symbols glossary

---



Fan forced



Fan with humidification