

ALFA43X



Family	Professional ovens
Subfamily	Convection oven 4 trays 435x320 mm
Power supply	Electric
Oven type	Convection oven
Oven control	Manual
Trays capacity	4 trays 435x320 mm
Power supply	230 V~ / 13 A / 3,0 kW / 50 Hz
Adjustable feet	Yes
Product dimensions WxDxH	602x580x537 mm
Maximum depth with open door	993 mm



Target

Industries	Bar / Cafeterias / Bistros / Wine bars / Pubs; Hotels; Restaurants; Bakeries / Pastry shops; Butcher shops / Delicatessens; Catering; Care facilities ; Commercial food services; Grocery shops / Food retail
-------------------	--

Aesthetics

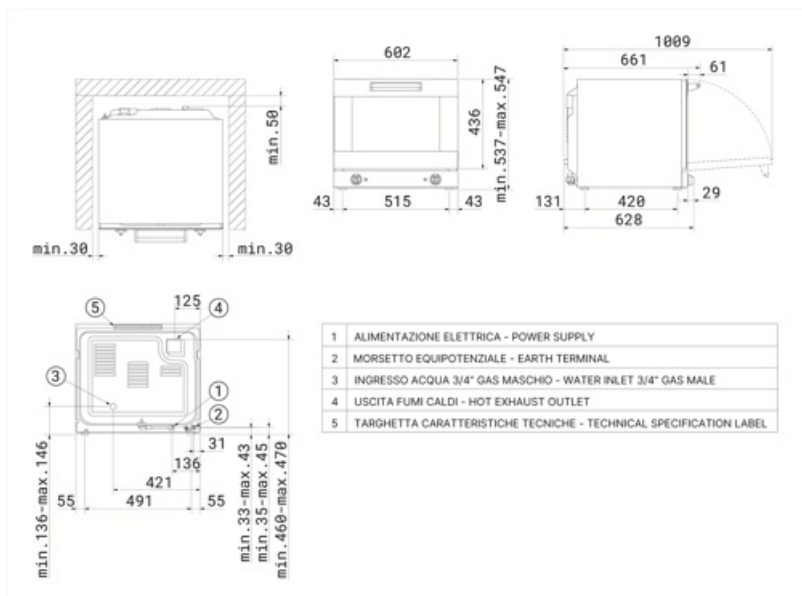
Door with stainless steel stripes	Yes	Front panel Series	Yes Alfa
Colour	Stainless steel		

Controls

Timer setting range	1-60 minutes + endless
----------------------------	------------------------

Options


Other versions	ALFA43UK versione con spina inglese; ALFA43K versione 60Hz; ALFA43KSA versione 60Hz con spina inglese	Combinable hood	K43X
-----------------------	---	------------------------	------




Compatible Accessories



3755
Flat perforated aluminium tray (4pcs)



3780
Flat non-stick trays (4pcs)



3820
Flat aluminised steel tray (4pcs)



3900
Flat chrome-plated wire grid (4pcs)



3926
Air flow reducer kit for ALFA43 ovens



4730
External tank kit 5 lt.



RUTVL
Wheels kit for all oven table models (4pcs)



SVRPP43
Connection kit for stacking ovens ALFA3



TVL40
8-level tray holder rack for ALFA43 ovens, dim. 600x600x900 mm (height with kit RUTVL: 998 mm)

Symbols glossary



Electric



Fan forced heating

Benefit (TT)

Mechanical control panel

Ease of use and effortless control of the essential cooking parameters

The control panel, equipped with practical knobs, allows for simple, intuitive, and effortless management of the main functions. Using the buttons, you can adjust the cooking time, temperature, and, in selected models, the level of humidification. By turning the knob to position 1, steam will be delivered until it is released.

In multifunction ovens with a mechanical control panel, there is also a dedicated button for selecting different oven functions based on the desired cooking mode.

Clip-open

Easily accessible glass for effortless maintenance and cleaning

The glass panels are designed to be easily accessible and inspectable, ensuring great convenience during cleaning and maintenance operations. This feature significantly simplifies the process, making it quick and efficient, while ensuring that every intervention can be carried out with maximum comfort and complete safety.