

ALFA625H-2

Familie	Professional ovens
Subfamily	Convection oven 6 trays en 600x400 mm or GN1/1
Oven type	Convection oven with humidification
Ovenbediening	Mechanisch
Laad capaciteit	6 trays EN 600x400 mm or GN1/1 (excluding flat trays and grids)
Electrische aansluiting	400 V 3N~ / 16 A / 10,5 kW / 50-60 Hz
Stoom technologie	Direct
Program storage with application	Not available
Diepte open deur	1521 mm
verstelbare poten	Ja
Netto gewicht	76,000 kg
Product dimensions WxDxH	798x757x793 mm
EAN code	8017709270193



Target

Solutions	Coffee shops/Wine bars; Hotels; Restaurants/Pubs; Bakery/Pastry making; Frozen bakery industry; Food retail	Suggested for	Bakery
------------------	---	----------------------	--------

Design

Kleur	Roestvrij staal	Front paneel met relief	Ja
Deur met roestvrijstalen delen	Ja	Logo	Smeg gedrukt

Bediening

Programmeerbare minuten	1-60 minutes + endless	Timer optie	Manual
--------------------------------	------------------------	--------------------	--------

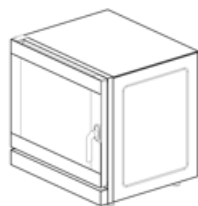
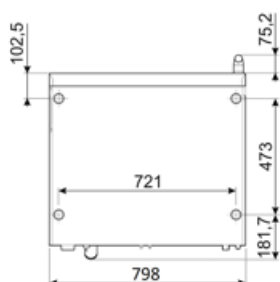
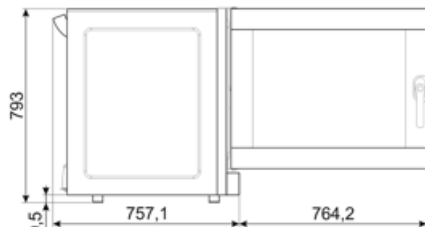
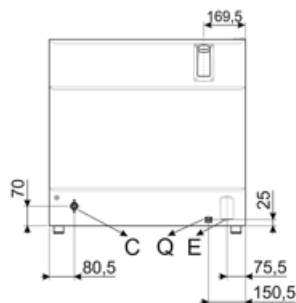
Opties

Right hand hinge	ALFA625HR-2	Combinable hood	K4610X
-------------------------	-------------	------------------------	--------

Construction

Materiaal bakruimte	Ever Clean emaille	Bevochtiging op elke ventilator	Ja
----------------------------	--------------------	--	----

Afmetingen bakruimte (BxDxH)	672x437x546 mm	Vochtigheidsniveaus	handmatig
Afmetingen bakruimte (BxDxH)	184,8 lt	Water aansluiting	Back
Afmetingen bakruimte (BxDxH)	165,6 lt	Tijd instellen	Electric
Afmetingen bakruimte (BxDxH)	127,3 lt	Temperatuur bereik	50-270°C
Materiaal bakruimte	Roestvrij staal	Einde baktijd alarm	Ja
Aantal kookniveau's	6	Oranje licht indicatie C°	Ja
Frame bakplaat geleiders	Verchromd	Groen licht indicatie C°	Ja
Afstand tussen bakniveaus	77 mm GN1/1 - EN 600X400	Verwarmingselement schakelt uit bij open deur	Ja
Goed geïsoleerde deur met compleet te openen binnenruit	Double glass	Handmatige reset van thermostaat	Ja
Deur openen	Lateraal	Water aansluiting	Ja
Type handvat	Rotating	Verlichting	2 LED lamps
Binnenruit	Openable with hinge	Vermogen lamp	40 W
Aantal ventilatoren	2 contrarotating with timed direction reversal	Water aansluiting	Ja
Materiaal bakruimte	Ever Clean emaille	Lengte voedingskabel	170 cm
Materiaal bakruimte	Single speed	Achterwand	Verzinkt
Materiaal bakruimte	2850 rpm	Timer optie	IPX3



Q	MORSETTO EQUIPOTENZIALE EARTH TERMINAL
E	CAVO ALIMENTAZIONE ELETTRICA ELECTRICITY SUPPLY CABLE
C	TUBO DI CARICO FILLER HOSE

Accessoires niet inbegrepen



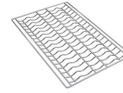
3743
Flat aluminium tray (4pcs)



3751
Flat perforated aluminium tray (4pcs)



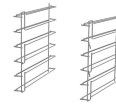
3805
Flat chrome-plated wire grid (4pcs)



3810
Waved grid for baguettes (4pcs)



3927
Air flow reducer kit for ovens ALFA410, 420, 625, 1035



RGN11-625-2
Support kit for grids or flat trays GN1/1 suitable for ALFA625 models



SVRPP420-625
Connector kit for two stacked ALFA420+420 or ALFA420+625 models and hood



T11TH20
GN1/1 non-stick tray, 20 mm height




T11TH40
GN1/1 non-stick tray, 40 mm height




T11XH20
Aluminium GN1/1 tray, 20 mm height



T11XH65
GN1/1 aluminium tray, 65 mm height



TF11XH2
Perforated aluminium GN1/1 tray, 20 mm height



TMF11TH2
GN 1/1 non-sticking microperforated tray, 20 mm height

Symbols glossary



Fan forced heating



Fan forced heating with humidity
injection