

# C41721E



<b>Product Family</b>	Refrigerator
<b>Installation</b>	Built-in
<b>Category</b>	Bottom Mount
<b>Built-in niche</b>	178
<b>Reference width</b>	Until 60 cm
<b>Reference height</b>	160 - 200 cm
<b>Cooling type</b>	Fan assisted
<b>Defrost</b>	Manual
<b>Hinge type</b>	Sliding
<b>Hinge position</b>	Right
<b>Reversible door</b>	Yes
<b>EAN code</b>	8017709323967



## Aesthetics



<b>Aesthetic</b>	Universale	<b>Logo</b>	Silk screen
<b>Colour</b>	White	<b>Door shelves profile color</b>	White
<b>Material</b>	Metal sheet	<b>Color of glass shelf profile</b>	White
<b>Side material</b>	Steel	<b>Display</b>	LED
<b>Side colour</b>	White	<b>Display position</b>	Interno (cella frigo)

## Refrigerator compartment features



<b>Number of compartments</b>	2	<b>Crisper Cover</b>	Yes
<b>Compartment types</b>	Fruit and vegetable compartment	<b>Type of crisper/vegetable drawers cover</b>	Glass
<b>No. of adjustable shelves</b>	4	<b>No. of lights refrigerator compartment</b>	1
<b>Number of fruit and vegetables drawers</b>	2	<b>Internal light in fridge</b>	Yes
<b>Shelves material</b>	Glass	<b>Type of internal light (fridge)</b>	LED
<b>Type of crisper/vegetable drawers cover</b>	Standard		

## Refrigerator Inner Door

No. of door shelves with transparent cover	1	No. of bottle shelves	1
Number of adjustable door shelves	2		

## Other Refrigerator features



Accessories	Egg tray	Fan	Yes
-------------	----------	-----	-----

## Freezer compartment features

Number of drawers	3
-------------------	---


## Other Freezer features

Accessories	1 ice box
-------------	-----------

## Other technical features

Functions display	Fast cooling, Temperature alarm
Power on lamp	Yes
Temperature alarm lamp	Yes
Door open alarm	Yes
Temperature Alarm	Yes
Type of temperature control	Electronic
No. of compressors	1
Refrigerant gas type	R600a
Type of compressor	Standard
Foam agent	Cyclopentane

## Performance / Energy Label - Reg. 2019

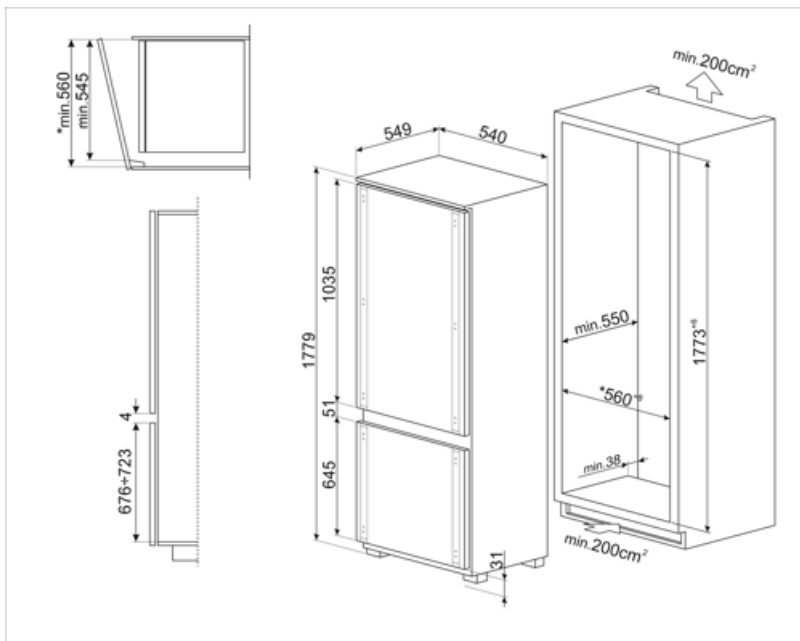
			
Annual energy consumption	220 kWh/a	Airborne acoustical noise emissions	34 dB(A) re 1 pW
Energy efficiency class	E	Temperature Rise Time	11,5 h
Airborne acoustical noise emission class	B	4 star - Freezing capacity	3,3 kg/24h
Total net volume	269 l	Climate class	SN, N, ST, T
Sum of the volumes of the frozen compartment(s)	73 l	EEl	100 %
Sum of the volumes of the chill compartment(s) and the unfrozen compartment(s)	196 l		

## Electrical Connection

Electrical connection rating	100 W	Frequency (Hz)	50 Hz
Current	1,2 A	Power supply cable length	240 cm
Voltage (V)	230-240 V	Plug	(F;E) Schuko

## Logistic Information






Width	546 mm	Depth of the built-in niche	550 mm
Width of the built-in niche	560 mm	Height	1772 mm
Depth without handle	549 mm	Height of the built-in niche	1780 mm



---

## Symbols glossary

---

- |  |   |   |  |
|--|---|---|--|
|  | LED display: to show programmes, functions and options selected and the time to the end of the cycle.                 |  | Ventilated: Forced distribution of cold air in the refrigerator compartment, which allows even temperature distribution within the fridge. |
|  | LED interior lighting: is a more energy efficient and long lasting way of illuminating the interior of the appliance. |  | Built-in niche   |
|  | Energy efficiency class E   |   |  |