

# C4172E



Product Family	Refrigerator
Installation	Built-in
Category	Bottom Mount
Built-in niche	178
Reference width	Until 60 cm
Reference height	160 - 200 cm
Cooling type	Static
Defrost	Automatic for refrigerator, manual for freezer
Hinge type	Sliding
Hinge position	Right
Reversible door	Yes
EAN code	8017709323905



## Aesthetics



Aesthetic	Universale	Logo	Silk screen
Colour	White	Door shelves profile color	White
Material	Metal sheet	Color of glass shelf profile	White
Side material	Steel	Display	LED
Side colour	White	Display position	Interno (cella frigo)

## Refrigerator compartment features



Number of compartments	2	Crisper Cover	Yes
Compartment types	Fruit and vegetable compartment	Type of crisper/vegetable drawers cover	Glass
No. of adjustable shelves	4	No. of lights refrigerator compartment	1
Number of fruit and vegetables drawers	2	Internal light in fridge	Yes
Shelves material	Glass	Type of internal light (fridge)	LED
Type of crisper/vegetable drawers cover	Standard		

## Refrigerator Inner Door

No. of door shelves with transparent cover	1	No. of bottle shelves	1
Number of adjustable door shelves	2		

## Other Refrigerator features

Accessories	Egg tray
-------------	----------

## Freezer compartment features

Number of drawers	3
-------------------	---

## Other Freezer features

Accessories	1 ice box
-------------	-----------

## Other technical features



Functions display	Fast freezing, Temperature alarm
Fast freezing button	Yes
Door open alarm	Yes
Temperature Alarm	Acoustic and visual
Type of temperature control	Electronic
No. of compressors	1
Refrigerant gas type	R600a
Type of compressor	Standard
Foam agent	Cyclopentane

## Performance / Energy Label - Reg. 2019



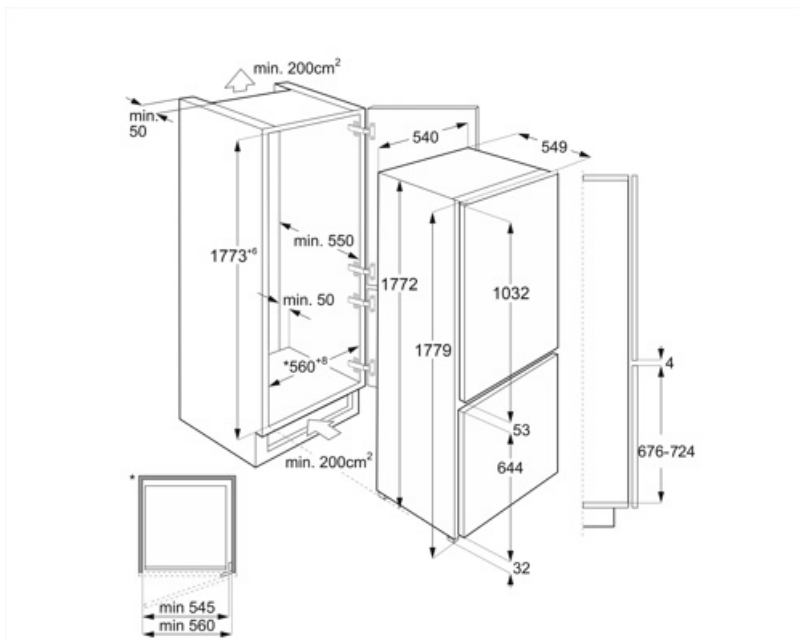
Annual energy consumption	219 kWh/a	Airborne acoustical noise emissions	34 dB(A) re 1 pW
Energy efficiency class	E	Temperature Rise Time	11.50 h
Airborne acoustical noise emission class	B	4 star - Freezing capacity	3.3 kg/24h
Total net volume	271 l	Climate class	SN, N, ST, T
Sum of the volumes of the frozen compartment(s)	73 l	EEl	100 %
Sum of the volumes of the chill compartment(s) and the unfrozen compartment(s)	198 l		

## Electrical Connection

Electrical connection rating	140 W	Frequency (Hz)	50 Hz
Current	1.1 A	Power supply cable length	240 cm
Voltage (V)	230-240 V	Plug	(F;E) Schuko

## Logistic Information







Width	546 mm	Depth of the built-in niche	550 mm
Width of the built-in niche	560 mm	Height	1772 mm
Depth without handle	549 mm	Height of the built-in niche	1780 mm



---

## Symbols glossary

---

- |  |   |   |   |
|--|---|---|---|
|  | The automatic defrost system works by automatically defrosting at regular intervals eliminating the need to defrost altogether. |  | Energy efficiency class E   |
|  | LED display: to show programmes, functions and options selected and the time to the end of the cycle.                           |  | Fast freezing: The fast freezing function brings the temperature of the compartment down when activated a few hours prior to usage. |
|  | LED interior lighting: is a more energy efficient and long lasting way of illuminating the interior of the appliance.           |  | Built-in niche  |