

# C81721E



<b>Product Family</b>	Refrigerator
<b>Installation</b>	Built-in
<b>Category</b>	Bottom Mount
<b>Built-in niche</b>	178
<b>Reference width</b>	Until 60 cm
<b>Reference height</b>	160 - 200 cm
<b>Cooling type</b>	Fan assisted
<b>Defrost</b>	Automatic for refrigerator, manual for freezer
<b>Hinge type</b>	Sliding
<b>Hinge position</b>	Right
<b>Reversible door</b>	Yes
<b>EAN code</b>	8017709323943



## Aesthetics



<b>Aesthetic</b>	Universale	<b>Logo</b>	Silk screen
<b>Colour</b>	White	<b>Door shelves profile color</b>	Silver
<b>Material</b>	Metal sheet	<b>Drawers profile color</b>	Silver
<b>Handle type</b>	Fixed	<b>Color of glass shelf profile</b>	Chrome
<b>Side material</b>	Steel	<b>Display</b>	LED
<b>Side colour</b>	White	<b>Display position</b>	Interno (cella frigo)

## Refrigerator compartment features



<b>Number of compartments</b>	2	<b>Type of crisper/vegetable drawers cover</b>	Standard
<b>Compartment types</b>	Fruit and vegetable compartment	<b>Crisper Cover</b>	Yes
<b>No. of adjustable shelves</b>	4	<b>Type of crisper/vegetable drawers cover</b>	Glass
<b>Number of fruit and vegetables drawers</b>	2	<b>Internal light in fridge</b>	Yes
<b>Shelves material</b>	Glass	<b>Type of internal light (fridge)</b>	LED

## Refrigerator Inner Door

<b>No. of bottle shelves</b>	1
------------------------------	---

No. of door shelves with transparent cover 1

Number of adjustable door shelves 2

## Other Refrigerator features



Accessories	Egg tray	Fan	Yes
-------------	----------	-----	-----

## Freezer compartment features

Number of drawers 3

## Other Freezer features

Accessories 1 ice box

## Other technical features



Functions display	Fast freezing, Temperature alarm
Power on lamp	Yes
Temperature alarm lamp	Yes
Door open alarm	Yes
Temperature Alarm	Yes
Type of temperature control	Electro-mechanical
No. of compressors	1
Refrigerant gas type	R600a
Type of compressor	Standard
Foam agent	Cyclopentane

## Performance / Energy Label - Reg. 2019



Annual energy consumption	220 kWh/a	Airborne acoustical noise emissions	34 dB(A) re 1 pW
Energy efficiency class	E	Temperature Rise Time	11,50 h
Airborne acoustical noise emission class	B	4 star - Freezing capacity	3,3 kg/24h
Total net volume	269 l	Climate class	SN, N, ST, T
Sum of the volumes of the frozen compartment(s)	73 l	EEl	100 %

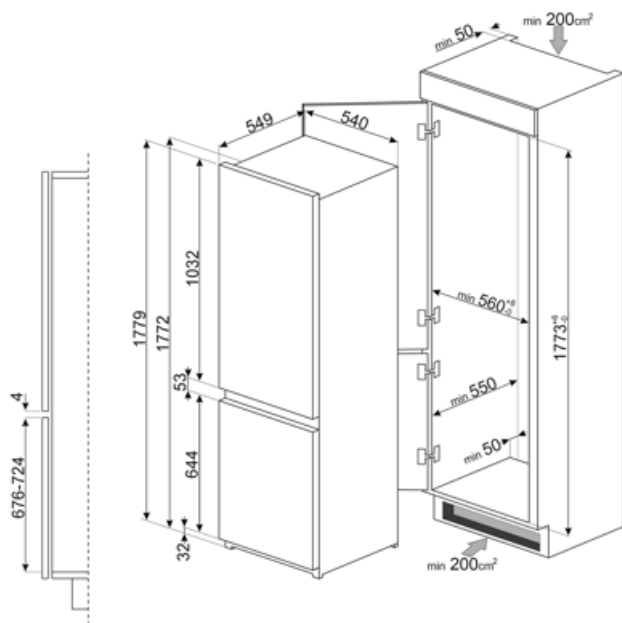
Sum of the volumes of the chill compartment(s) and the unfrozen compartment(s) 196 l

## Electrical Connection








Electrical connection rating	140 W	Frequency (Hz)	50 Hz
Current	1,1 A	Power supply cable length	240 cm
Voltage (V)	230-240 V	Plug	(F;E) Schuko

## Logistic Information

Width	546 mm	Depth of the built-in niche	550 mm
Width of the built-in niche	560 mm	Height	1772 mm
Depth without handle	549 mm	Height of the built-in niche	1780 mm



## Symbols glossary

	The automatic defrost system works by automatically defrosting at regular intervals eliminating the need to defrost altogether.		Energy efficiency class E
	LED display: to show programmes, functions and options selected and the time to the end of the cycle.		Ventilated: Forced distribution of cold air in the refrigerator compartment, which allows even temperature distribution within the fridge.
	Fast freezing: The fast freezing function brings the temperature of the compartment down when activated a few hours prior to usage.		LED interior lighting: is a more energy efficient and long lasting way of illuminating the interior of the appliance.
	Built-in niche		