

# CMS4604NR



Product Family Coffee machine  
 Type Automatic  
 Category 45 cm compact



## Aesthetics







Aesthetic	Dolce Stil Novo	Components finishing	Copper
Colour	Black	Glass Type	Eclipse
Finishing	Glossy	Logo	Applied








## Controls



Display	4,3" TFT colour soft touch	Display languages	IT, GB, FR, NL, SP, PT, SWE, RU, DE, DK, PL, NO, FI, TR, ET, KK, UK
No. of display languages	17	Type of control setting	Touch control

## Programs / Functions

N° drinks	
Coffee function (single)	
Coffee function (double)	
Pre-heat infuser function	Yes
Automatic Cappuccino maker with separate tank for milk	Yes
Hot water function: for Tea or other drinks	
Ground coffee option	
Adjustable coffee intensity	

Variable coffee length	
Adjustable cappuccino foam	
Programmed automatic switch-on	
Automatic rinsing	
Automatic descaling	
Variable coffee temperature	
Adjustable coffee grinder	
Water hardness	Yes
Lack of water signal	Yes
Child lock	Yes
Demo mode	Yes

## Technical Features



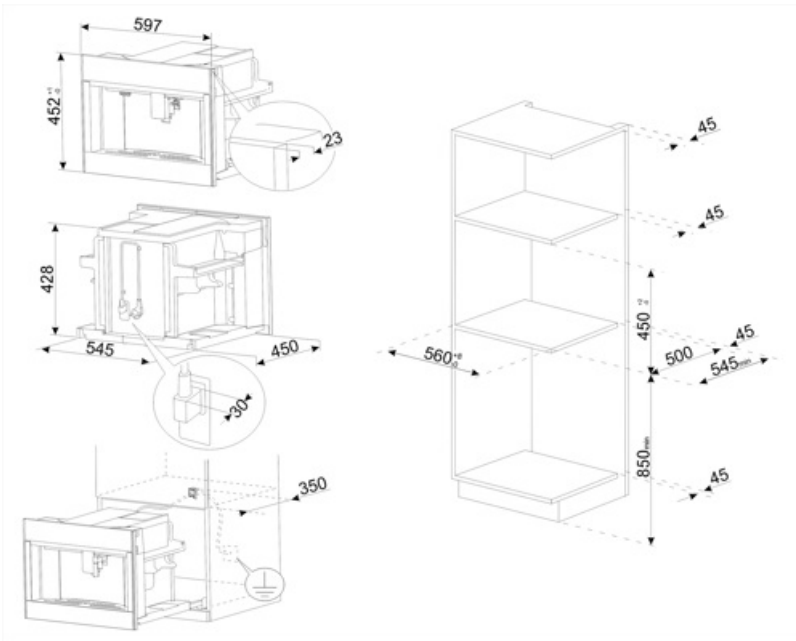
<b>Coffee granules compartment</b>	Yes	<b>Cup holder</b>	Yes, warmed
<b>Ground coffee compartment</b>	Yes	<b>Heating system</b>	Thermoblock + Steamer
<b>Removable water container</b>	Yes	<b>Grinder</b>	Semiprofessional stainless steel conical grinder
<b>Used coffee waste container</b>	Yes (14 single, 7 double)	<b>Pump pressure</b>	15 bar
<b>Height-adjustable coffee spout</b>	Yes, 85-142 mm	<b>Water container capacity</b>	2.50 l
<b>Steam dispenser</b>	Yes	<b>Coffee granule container capacity</b>	350 g
<b>Drip tray</b>	Yes	<b>Light Type</b>	LED
<b>Removable milk jug</b>	Yes	<b>Lights</b>	4
<b>Thermal carafe</b>	Yes, stainless steel 0,5 L with autoclean system	<b>Installation</b>	On telescopic guides with soft closing

## Electrical Connection

<b>Plug</b>	Not present	<b>Voltage (V)</b>	220-240 V
<b>Nominal power</b>	1350 W	<b>Frequency (Hz)</b>	50-60 Hz
<b>Current</b>	5.6 A	<b>Power supply cable length</b>	180 cm

## Logistic Information

<b>Width (mm)</b>	595 mm	<b>Height (mm)</b>	455 mm
<b>Depth (mm)</b>	470 mm		



---
























## Not included accessories

---

**KITCABLE90UK**

Cable with IEC connector and UK plug

## Symbols glossary

 <p>Rinsing: There is an automatic rinsing with hot water when the coffee machine is switched on.</p>	 <p>Automatic switch on: It is possible to program automatic switch on of the machine to make it ready for use by the required time.</p>
 <p>Brewing temperature between 88 and 96°C.</p>	 <p>Three levels adjustable coffee temperature to taste the coffee on the temperature desired.</p>
 <p>Semiprofessional steamer with a dedicated heating element to manage the steam outlet. Suitable for recipes such as hot chocolate, punch, bombardino, vin brulé.</p>	 <p>Types of coffee: You can prepare the following types of coffee: Ristretto-Corto (small portion) / Normale (medium portion) / Lungo (large portion)</p>
 <p>The double coffee function makes possible to prepare two espresso at the same time with just one infusion cycle.</p>	 <p>Coffee beans: You can use coffee beans in the coffee machine with the possibility to adjust the coarseness of grind.</p>
 <p>Integrated cup warmer.</p>	 <p>Descaling function: Is essential to remove excess deposits of limestone in the tank and allow the proper operation of the product. The need to perform this operation is signaled by the product itself.</p>
 <p>Frontal approach: it possible to reach every point in the machine and extract any components with a single hand use.</p>	 <p>Milk froth temperature 60°C.</p>
 <p>Conical stainless steel coffee grinder.</p>	 <p>Ground coffee: You can use ground coffee or coffee beans in the coffee machine with the possibility to adjust the coarseness of grind.</p>
 <p>Compact appliances with a height of 45 cm - perfect solution to meet the functional requirements of kitchen sets of small height. Available in several types and in different styles.</p>	 <p>Hot water: Coffee machine can make hot water for tea or other hot drinks</p>
 <p>5 levels adjustable coffee intensity. This function makes possible to adjust the quantity of beans grounded in any infusion cycle.</p>	 <p>Five levels adjustable coffee length: espresso, normal, long, extra long and Americano.</p>
 <p>13 levels adjustable grinder.</p>	 <p>The machine guarantees to create different drinks: espresso, coffee, long, 2 x espresso, espresso macchiato, americano, cappuccino, cappuccino mix, caffelatte, latte macchiato, hot milk, flat white, hot water.</p>
 <p>The milk froth is adjustable through the thermal carafe knob.</p>	 <p>Stainless steel thermal carafe. It guarantees to maintain longer the milk fresh. Fitted with an auto-clean system and a knob to adjust the milk froth, it can be washed in the dishwasher.</p>
 <p>Touch controls: Easy to use touch controls allow the appliance to be programmed at the touch of a button.</p>	