

CMS4604NR



Product Family Coffee machine
 Type Automatic
 Category 45 cm compact









Aesthetics








| | | | |
|-----------|-----------------|----------------------|---------|
| Aesthetic | Dolce Stil Novo | Components finishing | Copper |
| Colour | Black | Glass Type | Eclipse |
| Finishing | Glossy | Logo | Applied |

Controls

| | | | |
|--------------------------|----------------------------|-------------------------|---|
| Display | 4,3" TFT colour soft touch | Display languages | IT, GB, FR, NL, SP, PT, SWE, RU, DE, DK, PL, NO, FI, TR, ET, KK, UK |
| No. of display languages | 17 | Type of control setting | Touch control |

Program / Functions

| | |
|--|---|
| N° drinks |  |
| Coffee function (single) |  |
| Coffee function (double) |  |
| Pre-heat infuser function | Yes |
| Automatic Cappuccino maker with separate tank for milk | Yes |
| Hot water function: for Tea or other drinks |  |
| Ground coffee option |  |
| Adjustable coffee intensity |  |

| | |
|--------------------------------|---|
| Variable coffee length |  |
| Adjustable cappuccino foam |  |
| Programmed automatic switch-on |  |
| Automatic rinsing |  |
| Automatic descaling |  |
| Variable coffee temperature |  |
| Adjustable coffee grinder |  |
| Water hardness | Yes |
| Lack of water signal | Yes |
| Child lock | Yes |
| Demo mode | Yes |

Technical Features



| | | | |
|--------------------------------|--|-----------------------------------|--|
| Coffee granules compartment | Yes | Cup holder | Yes, warmed |
| Ground coffee compartment | Yes | Heating system | Thermoblock + Steamer |
| Removable water container | Yes | Grinder | Semiprofessional stainless steel conical grinder |
| Used coffee waste container | Yes (14 single, 7 double) | Pump pressure | 15 bar |
| Height-adjustable coffee spout | Yes, 85-142 mm | Water container capacity | 2,50 l |
| Steam dispenser | Yes | Coffee granule container capacity | 350 g |
| Drip tray | Yes | Light Type | LED |
| Removable milk jug | Yes | Lights | 4 |
| Thermal carafe | Yes, stainless steel 0,5 L with autoclean system | Installation | On telescopic guides with soft closing |

Electrical Connection

| | | | |
|---------------|-------------|---------------------------|-----------|
| Plug | Not present | Voltage (V) | 220-240 V |
| Nominal power | 1350 W | Frequency (Hz) | 50-60 Hz |
| Current | 5,6 A | Power supply cable length | 180 cm |

Logistic Information

| | | | |
|------------|--------|-------------|--------|
| Width (mm) | 595 mm | Height (mm) | 455 mm |
| Depth (mm) | 470 mm | | |


























Compatible Accessories

KITCABLE90UK

Cable with IEC connector and UK plug

Symbols glossary

| | |
|---|--|
|  <p>Rinsing: There is an automatic rinsing with hot water when the coffee machine is switched on.</p> |  <p>Automatic switch on: It is possible to program automatic switch on of the machine to make it ready for use by the required time.</p> |
|  <p>Brewing temperature between 88 and 96°C.</p> |  <p>Three levels adjustable coffee temperature to taste the coffee on the temperature desired.</p> |
|  <p>Semiprofessional steamer with a dedicated heating element to manage the steam outlet. Suitable for recipes such as hot chocolate, punch, bombardino, vin brulé.</p> |  <p>Types of coffee: You can prepare the following types of coffee: Ristretto-Corto (small portion) / Normale (medium portion) / Lungo (large portion).</p> |
|  <p>The double coffee function makes possible to prepare two espresso at the same time with just one infusion cycle.</p> |  <p>Coffee beans: You can use coffee beans in the coffee machine with the possibility to adjust the coarseness of grind.</p> |
|  <p>Integrated cup warmer.</p> |  <p>Descaling function: Is essential to remove excess deposits of limestone in the tank and allow the proper operation of the product. The need to perform this operation is signaled by the product itself.</p> |
|  <p>Frontal approach: it possible to reach every point in the machine and extract any components with a single hand use.</p> |  <p>Milk froth temperature 60°C.</p> |
|  <p>Conical stainless steel coffee grinder.</p> |  <p>Ground coffee: You can use ground coffee or coffee beans in the coffee machine with the possibility to adjust the coarseness of grind.</p> |
|  <p>Compact appliances with a height of 45 cm - perfect solution to meet the functional requirements of kitchen sets of small height. Available in several types and in different styles.</p> |  <p>Hot water: Coffee machine can make hot water for tea or other hot drinks</p> |
|  <p>5 levels adjustable coffee intensity. This function makes possible to adjust the quantity of beans grounded in any infusion cycle.</p> |  <p>Five levels adjustable coffee length: espresso, normal, long, extra long and Americano.</p> |
|  <p>13 levels adjustable grinder.</p> |  <p>The machine guarantees to create different drinks: espresso, coffee, long, 2 x espresso, espresso macchiato, americano, cappuccino, cappuccino mix, caffelatte, latte macchiato, hot milk, flat white, hot water.</p> |
|  <p>The milk froth is adjustable through the thermal carafe knob.</p> |  <p>Stainless steel thermal carafe. It guarantees to maintain longer the milk fresh. Fitted with an auto-clean system and a knob to adjust the milk froth, it can be washed in the dishwasher.</p> |
|  <p>Touch controls: Easy to use touch controls allow the appliance to be programmed at the touch of a button.</p> | |