

# CMS4604NR



|                 |                            |
|-----------------|----------------------------|
| Product familie | Automatische koffiemachine |
| Type            | Automatisch                |
| Categorie       | 45 cm                      |



## Design






|           |                 |           |                    |
|-----------|-----------------|-----------|--------------------|
| Design    | Dolce Stil Novo | Afwerking | Koper afwerking    |
| Kleur     | Zwart           | Type glas | Eclipse zwart glas |
| Afwerking | Glanzend        | Logo      | Geassembleerd      |









## Bediening



|                      |   |                |   |
|----------------------|---|----------------|---|
| Display              | Touch bediening grafisch kleurendisplay | Display talen  | IT, GB, FR, NL, SP, PT, SWE, RU, DE, DK, PL, NO, FI, TR, ET, KK, UK |
| Aantal talen display | 17                                      | Type bediening | Touch bediening   |

## Program / Functions

|   |   |
|---|---|
| Aantal type bereidingen                         |  |
| Functie 1 koffie                                |  |
| Functie dubbele koffie                          |  |
| Voorverwarmen                                   | Ja  |
| Automatische Cappuccino maker met melkreservoir | Ja  |
| Heet water functie voor thee of andere          |  |
| Optie gemalen koffie                            |  |

|  |   |
|--|---|
| Aanpasbare intensiteit koffie                |  |
| Aanpasbare grootte koffie                    |  |
| Aanpasbaar Cappuccino melkschuim             |  |
| Programmeerbare automatische aan/uit functie |  |
| Automatisch spoelen                          |  |
| Automatisch ontkalken                        |  |
| Aanpasbare koffietemperatuur                 |  |
| Aanpasbare koffiemaler                       |  |
| Water hardheid                               | Ja  |
| Signaal water tekort                         | Ja  |
| Kinderbeveiliging                            | Ja  |
| Demo functie                                 | Ja  |

## Technische specificaties



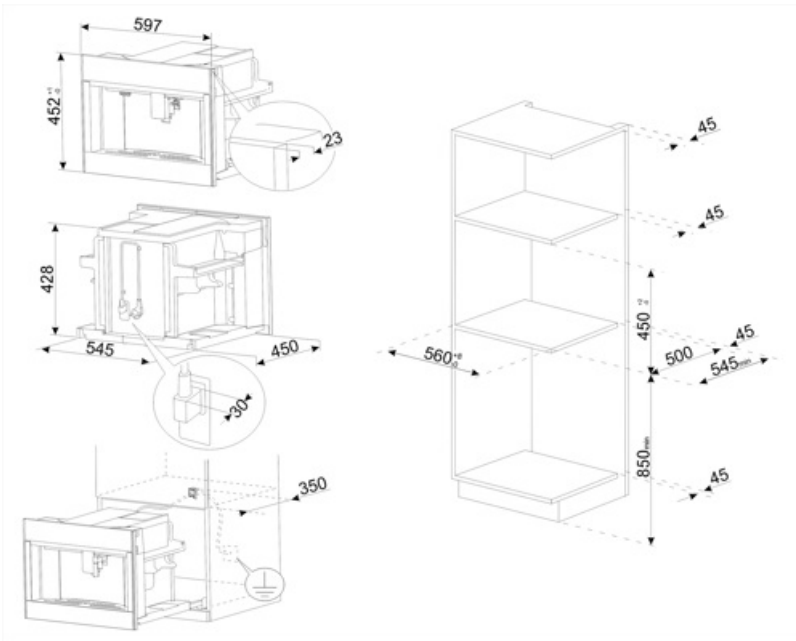
|                                     |   |  |  |
|-------------------------------------|---|--|--|
| Compartiment gemalen koffie         | Ja  | Kopjes houder                          | Ja, verwarmd                                   |
| Compartiment gemalen koffie         | Ja  | Warmte systeem                         | Thermoblock + stomer                           |
| Uitneembaar waterreservoir          | Ja  | Koffie maler                           | Semiprofessionele inox konische molen          |
| Afvalbakje verwerkte koffie         | Ja (14 enkele koffies, 7 dubbele koffies) | Druk                                   | 15 bar   |
| Koffie-uitloop aanpasbaar in hoogte | Ja, 85-142 mm                             | Volume waterreservoir                  | 2.50 l   |
| Stoom dispenser                     | Ja  | Capaciteit gemalen koffie compartiment | 350 g  |
| Afdruipbakje                        | Ja  | Type lamp                              | LED  |
| Uitneembaar melkreservoir           | Ja  | Indicatoren (lampjes)                  | 4  |
| Thermische karaf                    | Inox 0,5 l met AutoClean systeem          | Installatie                            | Op telescopische geleiders met zachte sluiting |

## Elektrische aansluiting

|                         |           |                      |          |
|-------------------------|-----------|----------------------|----------|
| Nominale aansluitwaarde | 1350 W    | Frequentie           | 50-60 Hz |
| Stroom                  | 5.6 A     | Lengte voedingskabel | 180 cm   |
| Spanning (V)            | 220-240 V |                      |          |

## Logistieke informatie

|                      |        |        |        |
|----------------------|--------|--------|--------|
| Breedte product (mm) | 595 mm | Hoogte | 455 mm |
| Diepte product (mm)  | 470 mm |        |        |



---
























## Compatible Accessories

---

### KITCABLE90UK

Cable with IEC connector and UK plug

## Symbols glossary

|   |   |
|---|---|
|  <p>Rinsing: There is an automatic rinsing with hot water when the coffee machine is switched on.</p>   |  <p>Automatische inschakeling: Het is mogelijk om de automatische inschakeling van de machine te programmeren om deze op de gewenste tijd gebruiksklaar te maken.</p>  |
|  <p>Brewing temperature between 88 and 96°C.</p>  |  <p>Three levels adjustable coffee temperature to taste the coffee on the temperature desired.</p>   |
|  <p>Semiprofessional steamer with a dedicated heating element to manage the steam outlet. Suitable for recipes such as hot chocolate, punch, bombardino, vin brulé.</p>   |  <p>Types of coffee: You can prepare the following types of coffee: Ristretto-Corto (small portion) / Normale (medium portion) / Lungo (large portion)</p>   |
|  <p>The double coffee function makes possible to prepare two espresso at the same time with just one infusion cycle.</p>  |  <p>Coffee beans: You can use coffee beans in the coffee machine with the possibility to adjust the coarseness of grind.</p>   |
|  <p>Integrated cup warmer.</p>  |  <p>Ontkalkingsfunctie: Is essentieel om overtollige kalkaanslag in de tank te verwijderen en de goede werking van het product mogelijk te maken. De noodzaak om deze bewerking uit te voeren, wordt door het product zelf aangegeven.</p> |
|  <p>Frontal approach: it is possible to reach every point in the machine and extract any components with a single hand use.</p>   |  <p>Milk froth temperature 60°C.</p>   |
|  <p>Conical stainless steel coffee grinder.</p>   |  <p>Ground coffee: You can use ground coffee or coffee beans in the coffee machine with the possibility to adjust the coarseness of grind.</p>   |
|  <p>Compacte toestellen met een hoogte van 45 cm - perfecte oplossing om te voldoen aan de functionele eisen van keukensets met een kleine hoogte. Verkrijgbaar in verschillende soorten en in verschillende stijlen.</p> |  <p>Hot water: Coffee machine can make hot water for tea or other hot drinks</p>   |
|  <p>5 levels adjustable coffee intensity. This function makes possible to adjust the quantity of beans grounded in any infusion cycle.</p>  |  <p>Five levels adjustable coffee length: espresso, normal, long, extra long and Americano.</p>  |
|  <p>13 levels adjustable grinder.</p>   |  <p>The machine guarantees to create different drinks: espresso, coffee, long, 2 x espresso, espresso macchiato, americano, cappuccino, cappuccino mix, caffelatte, latte macchiato, hot milk, flat white, hot water.</p>                |
|  <p>The milk froth is adjustable through the thermal carafe knob.</p>   |  <p>Stainless steel thermal carafe. It guarantees to maintain longer the milk fresh. Fitted with an auto-clean system and a knob to adjust the milk froth, it can be washed in the dishwasher.</p>                                       |
|  <p>Bediening met touch knoppen: dankzij de gebruiksvriendelijke aanraakbediening kan het apparaat met één druk op de knop worden geprogrammeerd.</p>   |   |

## Benefit (TT)

---

### **TFT Touch Display**

Intuitive and practical full-touch display for easy navigation through options and quick selection of your desired beverage

### **Favorites Function**

'Favorites' function to save and recreate preferred drinks with a single touch, customizing intensity and quantity

### **Coffee compatibility**

Compatible with both coffee beans and ground coffee, ideal for switching between blends, including decaf

### **Stainless steel conical grinder**

Stainless steel conical grinder with 13 adjustable levels for uniform grinding that preserves the full aroma

### **Thermoblock heating system**

Increased speed of machine preparation and precise control of the water temperature for coffee brewing, thanks to a thermoblock heating system

### **13 beverages**

13 different beverages with just three ingredients - coffee, milk, and water - for a varied and always perfect experience

### **Easy cleaning**

Front-accessible components for effortless cleaning and maintenance