

CMSC451



Product Family

Coffee machine

Type

Automatic

Category

45 cm compact



Aesthetics

Aesthetics
Colour
Finishing

Linea
Silver
Gloss

Type of steel
Logo

Brushed
Silk screen

Controls



Display

White LCD on black background (2 lines)

No. of display languages

13

Display languages

IT, GB, FR, NL, SP, PT, SWE, RU, DE, CZ, DK, GR, PL

Type of control setting

Control knobs / buttons

No. of controls

2

Control knobs

Linea

Illuminated control knobs

Yes

No. of buttons

8

Button colour

Steel effect

Program / Functions

Coffee function (single)



Coffee function (double)



Pre-heat infuser function









Yes

Automatic Cappuccino maker with separate tank for milk

Yes

Hot water function: for Tea or other drinks



Ground coffee option	
Adjustable coffee intensity	
Variable coffee length	
Adjustable cappuccino foam	
Programmed automatic switch-on	
Automatic rinsing	
Automatic descaling	
Variable coffee temperature	
Adjustable coffee grinder	Yes
Water hardness	Yes
Lack of water signal	Yes

Technical Features



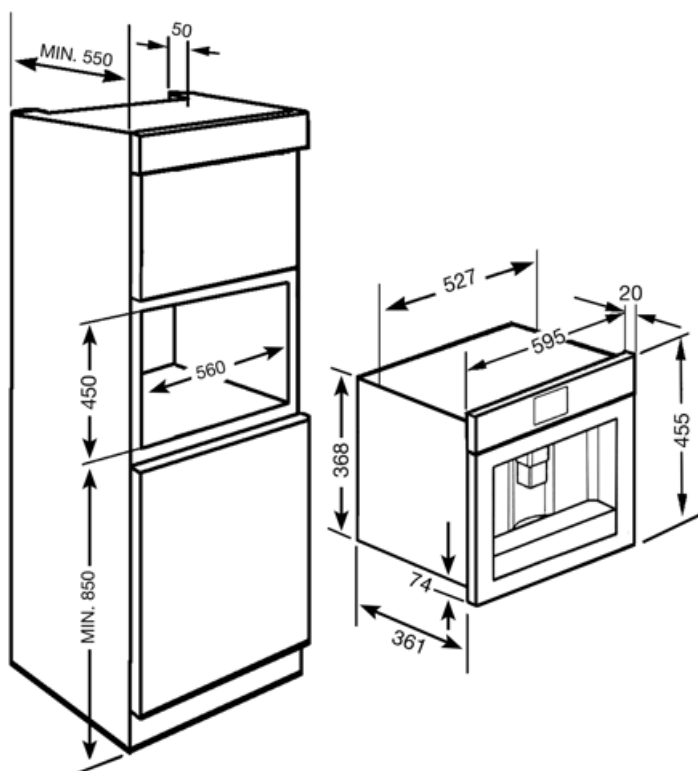
Coffee granules compartment	Yes	Drip tray	Yes
Ground coffee compartment	Yes	Removable milk jug	Yes
Removable water container	Yes	Pump pressure	15 bar
Used coffee waste container	Yes (14 single, 7 double)	Water container capacity	1.80 l
Height-adjustable coffee spout	Yes	Coffee granule container capacity	220 g
Steam dispenser	Yes	Lights	2

Electrical Connection


















Nominal power	1350 W	Frequency (Hz)	50-60 Hz
Current	5.6 A	Power supply cable length	180 cm
Voltage (V)	220-240 V	Plug Kit	Cina

Logistic Information

Width (mm)	595 mm	Height (mm)	455 mm
Depth (mm)	415 mm		



Symbols glossary

	Rinsing: There is an automatic rinsing with hot water when the coffee machine is switched on.		Automatic switch on: It is possible to program automatic switch on of the machine to make it ready for use by the required time.
	Three levels adjustable coffee temperature to taste the coffee on the temperature desired.		Semiprofessional steamer with a dedicated heating element to manage the steam outlet. Suitable for recipes such as hot chocolate, punch, bombardino, vin brulé.
	Types of coffee: You can prepare the following types of coffee: Ristretto-Corto (small portion) / Normale (medium portion) / Lungo (large portion)		Types of coffee: You can prepare the following types of coffee: Ristretto-Corto (small portion) / Normale (medium portion) / Lungo (large portion)
	The double coffee function makes possible to prepare two espresso at the same time with just one infusion cycle.		Coffee beans: You can use coffee beans in the coffee machine with the possibility to adjust the coarseness of grind.
	Descaling function: Is essential to remove excess deposits of limestone in the tank and allow the proper operation of the product. The need to perform this operation is signaled by the product itself.		LCD display: to optimize performance and simplify the use of the appliance.
	Ground coffee: You can use ground coffee or coffee beans in the coffee machine with the possibility to adjust the coarseness of grind.		Compact appliances with a height of 45 cm - perfect solution to meet the functional requirements of kitchen sets of small height. Available in several types and in different styles.
	Hot water: Coffee machine can make hot water for tea or other hot drinks		5 levels adjustable coffee intensity. This function makes possible to adjust the quantity of beans grounded in any infusion cycle.
	Illuminated controls: are a safety device to alert the user that the appliance is on as well as being a stunning design feature.		Side lights: Two opposing side lights increase visibility inside the oven.
	The milk froth is adjustable through the thermal carafe knob.		