

# CVI138RG



|                |              |
|----------------|--------------|
| Family         | Wine Cooler  |
| Installation   | Built-in     |
| Built-In Niche | 82-87 cm     |
| Defrost        | Automatic    |
| Cooling type   | Fan assisted |
| Hinge type     | Standard     |
| Hinge position | Right        |



## Wine cellar compartment features



|   |                           |
|---|---------------------------|
| Number of fixed shelves                     | 2                         |
| Number of removable shelves                 | 3                         |
| No. of lights                               | 2                         |
| Shelves material                            | Wood                      |
| Removable shelves on telescopic guide rails | Yes                       |
| Type of internal light                      | Led                       |
| Air filter                                  | Activated charcoal filter |

## Programs/Functions



|                   |                                      |                    |                     |
|-------------------|--------------------------------------|--------------------|---------------------|
| Control setting   | Touch control                        | Control lock       | Yes                 |
| Controls          | Inner, in the cellar compartment     | Lighting forced ON | In a maximum period |
| Display           | LED                                  | Fan forced ON      | Yes                 |
| Functions display | Temperature alarm, Temperature value | Temperature Alarm  | Yes                 |
| Power on lamp     | Yes                                  | Door open alarm    | Yes                 |

## Technical Features

|                              |   |                           |                          |
|------------------------------|---|---------------------------|--------------------------|
| Adjustable temperature zones | 2 | Compressor type           | Low vibration compressor |
|                              |   | Refrigerant gas type      | R600a                    |
|                              |   | Refrigerant Quantity (gr) | 20 g                     |

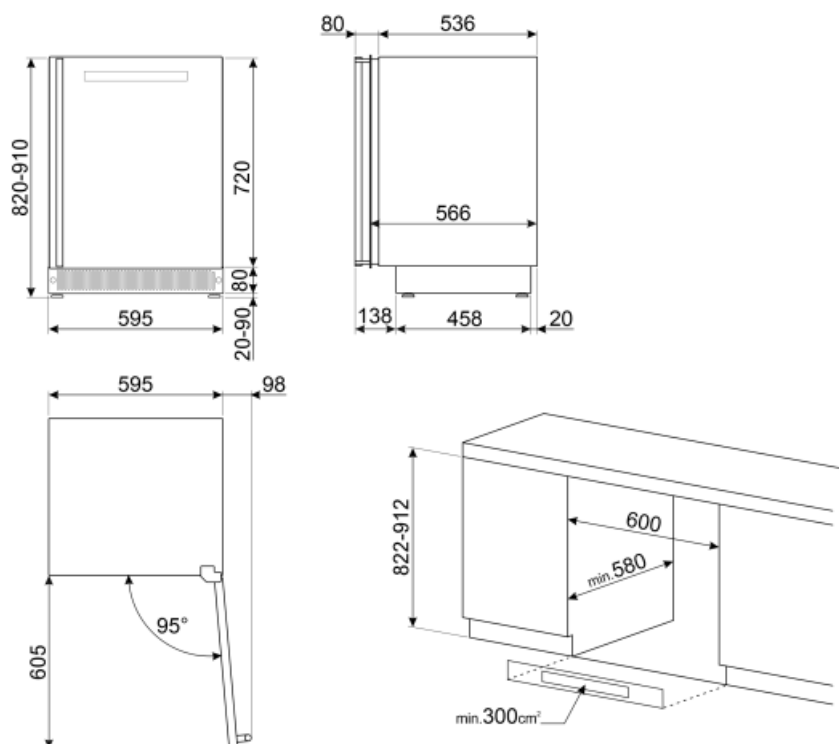
|                             |            |                                       |                  |
|-----------------------------|------------|---------------------------------------|------------------|
| Independent cooling systems | 2          | Foam agent                            | HFO              |
| Number of door glasses      | 2          | Metal panel on the back of the fridge | Metal            |
| Temperature range           | 5-20 °C    | Adjustable feet                       | 2 Front + 2 Rear |
| Type of temperature control | Electronic | Door opening type                     | With handle      |
| Anti-UV door glass          | Yes        |                                       |                  |
| Integrated heating element  | Yes        |                                       |                  |
| Number of compressors       | 1          |                                       |                  |

## Performance / Energy Label NEW









|  |           |  |                 |
|--|-----------|--|-----------------|
| Annual energy consumption                | 140 kWh/a | Sum of the volumes of the chill compartment(s) and the unfrozen compartment(s) | 114 l           |
| Energy efficiency class                  | G         | Climatic class   | SN, N, ST       |
| Airborne acoustical noise emission class | C         | EEI  | 165 %           |
| Total volume                             | 114 l     | Noise level  | 38 dB(A) re 1pW |

## Electrical Connection

|                              |              |                           |           |
|------------------------------|--------------|---------------------------|-----------|
| Plug                         | (F;E) Schuko | Voltage (V)               | 220-240 V |
| Electrical connection rating | 40 W         | Frequency (Hz)            | 50 Hz     |
| Current                      | 0.4 A        | Power supply cable length | 180 cm    |



## Symbols glossary (TT)

|  |  |   |   |
|--|--|---|---|
|  | The automatic defrost system works by automatically defrosting at regular intervals eliminating the need to defrost altogether.            |  | LED display: to show programmes, functions and options selected and the time to the end of the cycle.                 |
|  | Energy efficiency class G  |  | A: Product drying performance, measured from A+++ to D / G depending on the product family                            |
|  | Ventilated: Forced distribution of cold air in the refrigerator compartment, which allows even temperature distribution within the fridge. |  | LED interior lighting: is a more energy efficient and long lasting way of illuminating the interior of the appliance. |
|  | Built-in niche   |  | Touch controls: Easy to use touch controls allow the appliance to be programmed at the touch of a button.             |