

# CVI338LX3



Family	Wine Cooler
Installation	Built-in
Built-In Niche	82-87 cm
Defrost	Automatic
Cooling type	Fan assisted
Hinge type	Standard
Hinge position	Left



## Wine cellar compartment features



Number of fixed shelves	2
Number of removable shelves	3
Shelves material	Wood
Removable shelves on telescopic guide rails	Yes
Type of internal light	Led
Air filter	Activated charcoal filter

## Programs/Functions



Control setting	Touch control	Control lock	Yes
Controls	Inner, in the cellar compartment	Lighting forced ON	In a maximum period
Display	LED	Fan forced ON	Yes
Functions display	Temperature alarm, Temperature value	Temperature Alarm	Yes
Power on lamp	Yes	Door open alarm	Yes

## Technical Features

Adjustable temperature zones	2	Compressor type	Low vibration compressor
Independent cooling systems	2	Refrigerant gas type	R600a
Number of door glasses	2	Refrigerant Quantity (gr)	20 g

Temperature range	5-20 °C	Foam agent	HFO
Type of temperature control	Electronic	Metal panel on the back of the fridge	Metal
Anti-UV door glass	Yes	Adjustable feet	2 Front + 2 Rear
Integrated heating element	Yes	Door opening type	With handle
Number of compressors	1		

## Performance / Energy Label - Reg. 2019










 <b>Max Capacity (bottles 0,75lt)</b>	38	<b>Sum of the volumes of the chill compartment(s) and the unfrozen compartment(s)</b>	114 l
<b>Annual energy consumption</b>	140 kWh/a	<b>Climate class</b>	SN, N, ST
<b>Energy efficiency class</b>	G	<b>EEL</b>	165 %
<b>Airborne acoustical noise emission class</b>	C	<b>Noise level</b>	38 dB(A) re 1 pW
<b>Total net volume</b>	114 l		

## Electrical Connection

<b>Electrical connection rating</b>	40 W	<b>Frequency (Hz)</b>	50 Hz
<b>Current</b>	0,4 A	<b>Power supply cable length</b>	180 cm
<b>Voltage (V)</b>	220-240 V	<b>Plug</b>	(F;E) Schuko



## Symbols glossary

- |  |   |   |  |
|--|---|---|--|
|  | The automatic defrost system works by automatically defrosting at regular intervals eliminating the need to defrost altogether. |  | Energy efficiency class A  |
|  | LED display: to show programmes, functions and options selected and the time to the end of the cycle.                           |  | Ventilated: Forced distribution of cold air in the refrigerator compartment, which allows even temperature distribution within the fridge. |
|  | Fingerprint proof stainless steel: Fingerprint proof stainless steel keeps stainless steel looking as good as new.              |  | LED interior lighting: is a more energy efficient and long lasting way of illuminating the interior of the appliance.                      |
|  | Built-in niche  |  | Touch controls: Easy to use touch controls allow the appliance to be programmed at the touch of a button.                                  |
|  | Energy efficiency class G   |   |  |