

# CVIA118LS2



Product Family	Wine Cooler
Installation	Built-in
Built-In Niche	45 cm
Defrost	Automatic
Cooling type	Fan assisted
Hinge type	Standard
Hinge position	Left



## Wine cooler compartment features



Number of fixed shelves	1
Number of removable shelves	2
Shelves material	Wood
Removable shelves on telescopic guide rails	Yes
Type of internal light	LED
Air filter	Activated charcoal filter

## Programs / Functions



Control setting	Touch control	Control lock	Yes
Controls	External, in the door	Lighting forced ON	In a maximum period
Display	LED	Fan forced ON	Yes
Functions display	Temperature alarm, Temperature value	Temperature Alarm	Yes
Power on lamp	Yes	Door open alarm	Yes

## Technical Features

Adjustable temperature zones	1	Number of compressors	1
Independent cooling systems	1	Compressor type	Low vibration compressor
Number of door glasses	2	Refrigerant gas type	R600a
		Refrigerant Quantity (gr)	18 g

---

<b>Temperature range</b>	5-20 °C	<b>Foam agent</b>	Cyclopentane
<b>Type of temperature control</b>	Electronic	<b>Metal panel on the back of the fridge</b>	Metal
<b>Anti-UV door glass</b>	Yes	<b>Door opening type</b>	With push pull system
<b>Integrated heating element</b>	Yes		

## Performance / Energy Label

---








<b>Max Capacity (bottles 0,75lt)</b>	18	<b>Noise level</b>	38 dB(A) re 1 pW
<b>Climatic class</b>	SN, N, ST, T		

## Electrical Connection

---

<b>Plug</b>	(I) Australia	<b>Voltage (V)</b>	220-240 V
<b>Nominal power</b>	40 W	<b>Frequency (Hz)</b>	50 Hz
<b>Current</b>	0.4 A	<b>Power supply cable length</b>	150 cm

## Symbols glossary

- |  |   |   |  |
|--|---|---|--|
|  | The automatic defrost system works by automatically defrosting at regular intervals eliminating the need to defrost altogether. |  | A+: Energy efficiency class A+ helps to save up to 10% energy compared to class A. Maximum performance with minimum consumption is guaranteed. |
|  | LED display: to show programmes, functions and options selected and the time to the end of the cycle.                           |  | Ventilated: Forced distribution of cold air in the refrigerator compartment, which allows even temperature distribution within the fridge.     |
|  | LED interior lighting: is a more energy efficient and long lasting way of illuminating the interior of the appliance.           |  | Built-in niche   |
|  | Touch controls: Easy to use touch controls allow the appliance to be programmed at the touch of a button.                       |   |  |