

D4152E



Product Family	Refrigerator
Installation	Built-in
Category	Top Mount
Built-in niche	158
Reference width	Until 60 cm
Reference height	100 - 160 cm
Cooling type	Static
Defrost	Automatic
Hinge type	Sliding
Kitchen panel	Not supplied
Hinge position	Right
Reversible door	Yes
EAN code	8017709338534



Aesthetics



Aesthetic	Universale	Logo	Silk screen
Colour	White	Door shelves profile color	White
Design	Flat	Drawers profile color	White
Material	Metal sheet	Color of glass shelf profile	White
Side material	Steel	Display	LED
Side colour	White	Display porition	Interno (cella frigo)

Refrigerator compartment features



No. of adjustable shelves	4	Type of crisper/vegetable drawers cover	Glass
Number of fruit and vegetables drawers	1	No. of lights refrigerator compartment	1
Type of adjustable shelves	Glass	Internal light in fridge	Yes
Type of crisper/vegetable drawers cover	Standard	Type of internal light (fridge)	LED
Crisper Cover	Yes		

Refrigerator Inner Door

No. of bottle shelves	1
-----------------------	---

No. of door shelves with transparent cover 1

Number of adjustable door shelves 2

Other Refrigerator features

Accessories Egg tray

Other Freezer features

Accessories 1 ice box

Other technical features



Functions display	Fast freezing
Fast freezing button	Yes
Door open alarm	Yes
Type of temperature control	Electronic
No. of compressors	1
Refrigerant gas type	R600a
Type of compressor	Inverter
Refrigerant Quantity (g)	50 g
Foam agent	Cyclopentane

Performance / Energy Label - Reg. 2019



Annual energy consumption	194 kWh/a	Airborne acoustical noise emissions	33 dB(A) re 1 pW
Energy efficiency class	E	Temperature Rise Time	13 h
Airborne acoustical noise emission class	B	4 star - Freezing capacity	6,3 kg/24h
Total net volume	249 l	Climate class	SN, N, ST, T
Sum of the volumes of the frozen compartment(s)	50 l	EER	100 %
Sum of the volumes of the chill compartment(s) and the unfrozen compartment(s)	199 l		

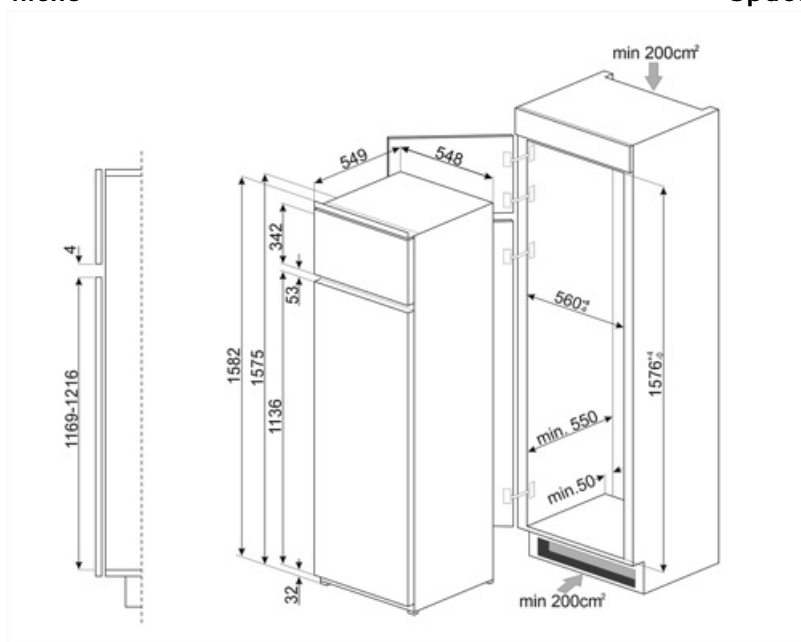
Electrical Connection

Electrical connection rating	200 W	Frequency (Hz)	50 Hz
------------------------------	-------	----------------	-------








Current	1,5 A	Power supply cable length	240 cm
Voltage (V)	230-240 V	Plug	(F;E) Schuko

Logistic Information

Width	548 mm	Height	1575 mm
Width of the built-in niche	560 mm	Height of the built-in niche	1580 mm
Depth without handle	549 mm	Product width with maximum doors opening	549 mm
Depth of the built-in niche	550 mm	Spacer depth	38 mm



Symbols glossary

	The automatic defrost system works by automatically defrosting at regular intervals eliminating the need to defrost altogether.		LED display: to show programmes, functions and options selected and the time to the end of the cycle.
	Fast freezing: The fast freezing function brings the temperature of the compartment down when activated a few hours prior to usage.		LED interior lighting: is a more energy efficient and long lasting way of illuminating the interior of the appliance.
	Smeg's evolution towards more intelligent and eco-friendly models has led to the choice of Inverter technology, which significantly reduces consumption.		Built-in niche
	Energy efficiency class E		