

DH24UWH















EAN Code	8017709344344
UPC Code	812895026436
Product family	Tumble dryer
Installation	Freesstanding
Drying system	Heat pump condenser
Loading type	Frontal load



Aesthetic

Color	White	Front panel type	NovaCare
Control panel color	White	Door color	Black with chrome ring
LED display color	White	Door handle color	Black
Control buttons color	Black	Cabinet color	White
Control knob color	Black/Chrome		

Programs

Controls		Electronics	
No. of programmes		15	
Programs			
 Normal	 Timed Dry	Quick Dry	
 Heavy Duty	 Speed Refresh	 Bulk/Bedding	
 ECO Mode	 Synthetic Fabrics	 Sanitize	
 Sportswear	 Mixed Load	 Quiet	
 Delicates	 Denim	 Refresh	

Special programs



Denim



Quick Dry



Sportswear

Quiet



Refresh

Display

Drying Level

Program duration

Time Drying

Delay start

Residual time indicator

Display type



Program progress indicator



End-of-cycle indicator



Clean-filter indicator

Yes

Indicator condense container full

Yes

Technical Features



Motor type

Inverter

Controls

Electronic

Drying cycle duration setting

10 to 160 minutes

Cooling down phase

Yes

Anti-wrinkle phase at the end of the cycle

Yes

Alternate drum rotation

Yes

Internal light

Yes

Combined filter

Yes

Drum material

Stainless steel

Drum volume

3,88 cu. ft.

Transparent door

Yes

Door size

15 3/4 "

Max. door opening angle

155 °

Door hinges

Right

Reversible door

Yes

Child lock

Yes

Condenser position

On top

Heating pump system

Yes

Condenser drain hose

Yes

Column installation, just with compatible washing-machine

With stacking kit, available as optional accessory

Performance / Energy label – Reg 2023



Noise level for the standard cotton programme at full load

66 dB(A) re 1 pW

Electrical Connection

Connected power

800 W

Current

15 A

Frequency

60 Hz

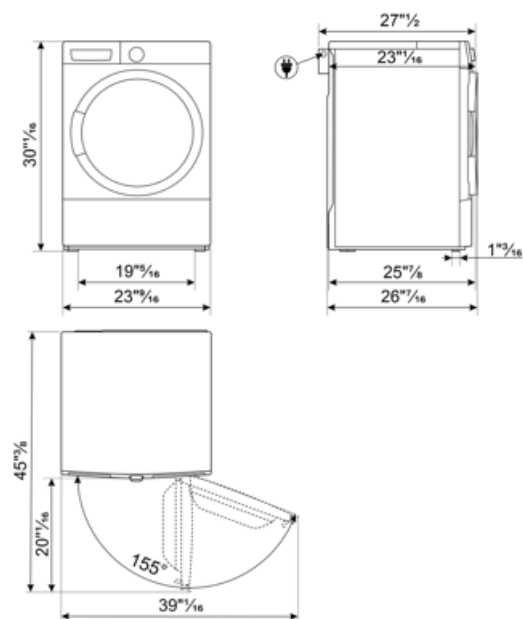
Power supply cable length

59 1/16 "

Voltage (V)	210-240 V	Plug	(B) NEMA 14-30R
-------------	-----------	------	-----------------

Logistic Information

Width	23 9/16 "	Height	33 5/16 "
Depth	23 7/8 "		



Compatible Accessories



























KITSPNC

Stacking kit dedicated to WN & DN

KITSTWD

Symbols glossary

	Easy Iron: this is an option which can be selected to ensure the finished laundry is left with less creases to make ironing easier.		Child lock: some models are fitted with a device to lock the programme/cycle so it cannot be accidentally changed.
	Delay timer: can be set to run the programme at a convenient time or to take advantage of off-peak energy periods.		LED display: to show programmes, functions and options selected and the time to the end of the cycle.
	40 cm: Large loading hatch of 40 cm in diameter, makes laundry loading and unloading easier and faster with maximum ease of use.		End: Show the stage at which the program is in progress: the program has finished.
	Internal lights: help to illuminate the inside of the drum.		Inverter technology: The evolution of Smeg's driers towards more intelligent and environmentally sustainable models has led to the choice of using Inverter technology with heat pumps, which reduces significantly energy consumption.
	Noise Level: Excellent insulation and special devices keep noise to a minimum.		Use to wash your normally soiled, durable cotton and linen laundry. Although it washes longer than all other programmes, it provides high energy and water savings. Actual water temperature may be different from the stated wash temperature. When you load the machine with less laundry (e.g. ½ capacity or less), programme time may automatically get shorter. In this case, energy and water consumption will decrease more, providing a more economic wash. This programme is available in the models with the remaining time indicator.
	PRG_DR_COTTON_72dpi		Delicate garments that allows the drying
	For fiber duvets indicating suitability on the label		For high speed centrifuged jeans
	For synthetic fabrics without pigments and for cotton		Short ventilation for cotton and linen garments without blowing hot air
	Drying syntetic, cotton or mixed garments		Selection of timed cycles at low temperatures
	Jeans: a washing cycle which is kind to the colour and fabric of denim whilst minimising wrinkles.		Super fast: a programme designed to wash small amounts of laundry fast, ideal for washing lightly soiled garments.
	Refresh: an ideal program to refresh the garments that have been kept for a long time indoors and eliminate unpleasant odors, without having to wash.		Gym: Gym, a cycle designed for washing lightly soiled garments, ie sports wear, this is a fast wash which is also kind to fabrics.
	Shows the phase of program: Shows the phase in which the program is being.		Special program for garments / fabrics, such as children's clothes, which require sanitized and delicate washing.



Program dedicated to drying thick cotton laundry, such as towels, bathrobes, etc.



The noise level is minimized



Program for delicately treating garments in synthetic or mixed fabrics, such as t-shirts and blouses.