






















DHEX83E

EAN Code	8017709340018
Product Family	Tumble dryer
Commercial width	60cm
Commercial depth	Standard (54cm)
Installation	Free-standing
Drying system	Heat pump condenser
Load type	Frontal



Programs

Controls	Electronics	
Programme graphics	Written in IT	
No. of programmes	15	
Programmes		
 Cotton ECO	 Rapid	 Hygiene Drying
 Refresh Hygiene	 Cotton	 Synthetic
 Delicates	 Shirts	 Sport
 Jeans	 Mix	 Timed Programmes
 Night	 Wool	 Duvet
Special programmes		
 Hygiene Drying	Refresh Hygiene	 Wool
 Delicates	 Sport	
Display		
Delay start	Residual time indicator	Visualisation of the selected options
Display type		
Programme progress indicator		

End of cycle indicator



Clean filter indicator

Yes

Condenser container full indicator

Yes

Technical Features



Type of motor	Brushless/Inverter
Functioning	Electronic control
Humidity sensor	Yes
Time drying selection	From 10 to 160 min
Drying temperature regulation	Yes
Cooling down phase	Yes
Anti-iron phase	Yes
Alternate drum rotation	Yes
Internal light	Yes
Condenser filter	Yes
Fluff filter	Yes
Drum material	Stainless steel
Drum volume	118 l

Transparent door	Yes
Door size	40 cm
Max. door opening angle	155 °
Door hinges	Right
Reversible door	Yes
Child lock (programme set lock)	Yes
Water condenser position	At the top
Heating pump system	Yes
Type of cooling gas	R134a
Amount of cooling gas in Kg.	0,34
Condenser water drain hose	Yes
Column installation, with compatible washing-machine	With stacking kit, available as optional accessory
Optional	KITSPXL - Stacking kit

Performance / Energy Label



























Load capacity (cotton)	8 kg
Type of dryer	Heat pump
Type	Heat Pump
Energy efficiency class	A+++
Annual energy consumption	176 KWh
Energy consumption of the standard cotton programme at full load	1.44 KWh
Energy consumption of the standard cotton programme at partial load	0.81 KWh
Power consumption of the off-mode for the standard cotton programme at full load	1.00 W

The duration of the left on mode	30 min.
Time of the standard cotton program at full load	174 min.
Time of the standard cotton program at partial load	108 min.
Weighted programme time of the standard cotton programme at full and partial load	136 min.
Condensation efficiency class	A
Average condensation efficiency of the standard cotton programme at full load	91 %

Power consumption of the left-on mode for the standard cotton programme at full load	0.47 W	Average condensation efficiency of the standard cotton programme at partial load	91 %
		Average condensation efficiency of the standard cotton programme at full and partial load	91 %
		Noise level for the standard cotton programme at full load	64 dB(A) re 1 pW

Symbols glossary

	Easy Iron: this is an option which can be selected to ensure the finished laundry is left with less creases to make ironing easier.		Child lock: some models are fitted with a device to lock the programme/cycle so it cannot be accidentally changed.
	A+++: Appliances with this symbol can reduce energy consumption by a further 30% from the standard A energy rating.		Delay timer: can be set to run the programme at a convenient time or to take advantage of off-peak energy periods.
	LCD display: to optimize performance and simplify the use of the appliance.		40 cm: Large loading hatch of 40 cm in diameter, makes laundry loading and unloading easier and faster with maximum ease of use.
	This shows the amount of laundry that can be inserted into the tumble dryer in KG.		Humidity sensor: allows to adjust dryer to obtain the desired drying level (Iron dry, Cupboard dry and Extra dry), saving time and reducing energy consumption. In addition, manual adjusting allows you to program drying time according to your preferences.
	End: Show the stage at which the program is in progress: the program has finished.		Internal lights: help to illuminate the inside of the drum.
	Smeg's evolution towards more intelligent and eco-friendly models has led to the choice of Inverter technology, which significantly reduces consumption.		Noise Level: Excellent insulation and special devices keep noise to a minimum.
	Use to wash your normally soiled, durable cotton and linen laundry. Although it washes longer than all other programmes, it provides high energy and water savings. Actual water temperature may be different from the stated wash temperature. When you load the machine with less laundry (e.g. ½ capacity or less), programme time may automatically get shorter. In this case, energy and water consumption will decrease more, providing a more economic wash. This programme is available in the models with the remaining time indicator.		Delicate: Clothing such as underwear, hosiery and luxury fabrics should be dried on the delicate cycle to help extend the life of the clothing.
	Program for drying cotton items including sheets, pillow cases, pajamas, lingerie, tablecloths, etc		Delicate garments that allows the drying
	For fiber duvets indicating suitability on the label		For high speed centrifuged jeans
	For synthetic fabrics without pigments and for cotton		The noise level is reduced at the lowest level
	Gentle drying for shirts avoiding the formation of folds		Drying syntetic, cotton or mixed garments
	Selection of timed cycles at low temperatures.		To dry wool clohtes placed on a suitable basket



Super fast: a programme designed to wash small amounts of laundry fast, ideal for washing lightly soiled garments.



Wool: this programme for wool or delicate fabrics uses slower rotations of the drum to ensure the utmost care for clothing.



Special program for garments / fabrics, such as children's clothes, which require sanitized and delicate washing.



Gym: Gym, a cycle designed for washing lightly soiled garments, ie sports wear, this is a fast wash which is also kind to fabrics.



Shows the phase of program: Shows the phase in which the program is being.



Program for delicately treating garments in synthetic or mixed fabrics, such as t-shirts and blouses.

Benefit (TT)

15 programmes

Up to 15 programmes to meet every daily need

LCD Display

With soft touch control and LCD lights for an improved user experience and easy combination of programmes and options

Easy Iron Option

Riduce le pieghe mantenendo i capi morbidi, anche quando non vengono rimossi subito dopo il ciclo, grazie alla funzione Easy Iron option

Inverter

Greater energy efficiency, lower consumption, and longer lifespan by reducing wear and noise thanks to the Inverter motor

Duvet

Effective drying that maintains volume and softness of duvets and upholstery, thanks to the dedicated Duvet programme

Hygiene Drying

Program designed to dry items that require extra hygiene, such as baby clothes, underwear and towels, ensuring high-level hygiene through the use of heat