

# DI331C



Product Family	Dishwashers
Commercial width	60 cm
Commercial height	82 cm
Installation	Fully-integrated built-in
Kitchen panel	Not supplied
N° baskets	3, Flexi
EAN code	8017709346393



## Programs



N. of programmes	10	ECO	Yes
Washing temperatures	38, 45, 50, 55, 65, 70, 75 °C	Mix	Yes
Soak	Yes	Quiet (~2 dB)	Yes
Express 27'	Yes	Intense	Yes
Crystal	Yes	Hygiene 99,9%	Yes
Full express - 60 minutes	Yes	1/2 load	Yes

## Options



Delay timer option	3-6-9 hours	Special programs option	Yes
--------------------	-------------	-------------------------	-----

## Baskets



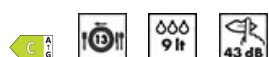
Basket colour	Grey	Largest loadable dish in upper basket	19,0 cm
Basket components colour	Grey	Lower Basket	With 2 foldable racks
Handle	In plastic on upper and lower basket	Lower basket with anti-drip inserts	Yes
Upper Basket	With 1 foldable rack	Largest loadable dish in lower basket	30,0 cm
Glass holder	Yes	Colour Inner Components	Blue
Height adjustment of the upper basket	On three levels (5 cm)		

## Technical Features



<b>Width (mm)</b>	598 mm	<b>Max water hardness</b>	100°FH;58°dH
<b>Depth (mm)</b>	570 mm	<b>Drying system</b>	Natural condenser drying, with Dry Assist + automatic door opening system at the end of the cycle
<b>Product Height (mm)</b>	818 mm	<b>Steam protection</b>	In plastic
<b>Controls</b>	Electronic	<b>Tube material</b>	Stainless steel
<b>Programme graphics</b>	Symbols	<b>Filter</b>	Stainless steel
<b>On/off indicator</b>	Yes	<b>Concealed heating element</b>	Yes
<b>Salt light indicator</b>	Light	<b>Hinges</b>	Self balancing, Sliding, FLEXIFIT
<b>Rinse aid indicator</b>	Light	<b>Min. and max. frontal panel weight</b>	2 - 9 kg
<b>End of cycle indicator</b>	Acoustic signal	<b>Min. and max plinth height</b>	100 - 228 mm
<b>Washing system</b>	Orbital	<b>Adjustable feet</b>	7 cm, from 820 to 890 mm
<b>Third spray arm</b>	Single	<b>Back cover</b>	Yes
<b>Water softener</b>	With electronic setting	<b>Depth of dishwasher with open door (mm)</b>	1146 mm
<b>Flood protection system</b>	Total Acquastop	<b>Back feet adjustable from front</b>	Yes
<b>Water supply</b>	Single; cold/hot water max. 60°C - energysave with hot water up to 35%	<b>Top cover</b>	In plastic

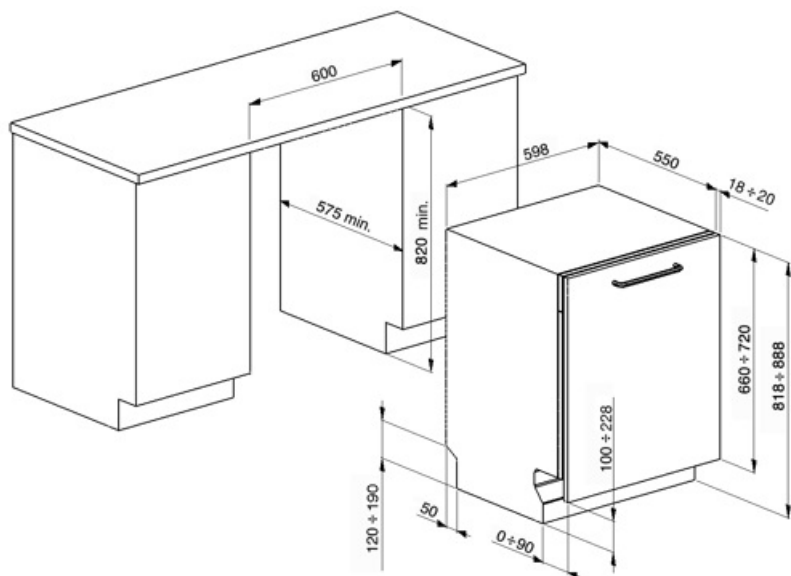
## Performance / Energy Label - Reg. 2019



<b>Energy Efficiency Class</b>	C	<b>Programme duration</b>	4:25 h:min
<b>Energy consumption [per 100 cycles, based on the eco programme]</b>	73 kWh	<b>Airborne acoustical noise emissions</b>	43 dB(A) re 1 pW
<b>Rated capacity (ps)</b>	13	<b>Airborne acoustical noise emission class</b>	B
<b>Water consumption [per cycle]</b>	9,0 litres	<b>Energy efficiency Index (EEI)</b>	43,8

## Electrical Connection

<b>Connected power</b>	1800 W	<b>Type of connection</b>	Single-phase
<b>Current</b>	13 A	<b>Power supply cable length</b>	140 cm
<b>Voltage</b>	220-240 V	<b>Plug</b>	(G) UK e Singapore
<b>Frequency (Hz)</b>	50 Hz		



## Compatible Accessories



**KIT82CN**



**KIT82SPRAN**



**KIT82SPRX**



**KIT82CX**

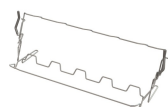


**KIT82SPRMW**



**KITFLEXI**

Kit for 60cm dishwashers with FlexiFit hinges for door panel weight >11 kg (max 15 kg 82 cm and 13,5 kg 86 cm)



**KITGH**

Kit glass holder. It has to be fitted on the first basket but only if there are foldable racks



**KITPL60B**

Toe kick Kit in White colour with adjustable height and deepness. Can be installed over all the fully integrated and underbench models with variable fulcrum or flexifit hinges.



**KITPL60N**

Toe kick Kit in Black colour with adjustable height and deepness. Can be installed over all the fully integrated and underbench models with variable fulcrum or flexifit hinges.



**KITPL60X**























Toe kick Kit in Stainless Steel with adjustable height and deepness. Can be fitted over all the fully integrated and underbench models with variable fulcrum or flexifit hinges.



**KITPLV2**

Kit extension for dishwasher and washing machine: lenght mt. 2

## Symbols glossary

	To improve the drying of dishes without leaving stains.		82 cm high
	Delay Timer: Option to postpone the start of the desired programme by up to 24 hours in order to programme the dishwasher to run at the desired time.		The FlexiFit hinges allow the kitchen panel to slide over the dishwasher door, allowing a minimum kitchen plinth height of 5 cm.
	Noise Level: Excellent insulation and special devices keep noise to a minimum.		Orbital wash system distributes water evenly throughout the 60cm dishwasher cavity, directing water with precision to ensure an excellent wash.
	Crystals: The Crystals programme is dedicated to delicate dishes such as glasses and china.		1/2 load: This program is designed for washing dishes not heavily soiled with partial load of the dishwasher.
	Eco: Eco, this economic wash programme uses a low amount of water and energy in order to provide the most environmentally friendly cleaning option.		Mix: The Mix programme is suitable for mixed crockery and everyday pots and pans, without any particular incrustation.
	Soak programme: The soak programme provides a rinse to prevent dirt from drying.		Express 27': The Express 27' programme is a quick wash cycle, at low temperatures, for lightly soiled dishes.
	Ultraclean: The Ultraclean option performs a final rinse at a high temperature of 70°C eliminating virtually all bacteria.		13 place settings: Number of place settings.
	Total Acquastop: In addition to the partial Acquastop protection present in all Smeg dishwashers, some models have an electronic device fitted to the water intake hose, which monitors water levels in the machine, detects leaks in the hose and switches off the water supply immediately when necessary.		System WaterSave ensures the best washing results with minimal water consumption depending on the model of dishwasher.
	Quick wash cycle for normally soiled mixed loads such as dishes and pans, even with dried-on residues. Dishes are washed and dried in 60 minutes.		SILENT: Wash cycle suitable for normally soiled dishes, even with dried-on residues. Ensures maximum noise reduction and is therefore ideal if you wish to run it during the night.
	Allows you to enable additional programs when selected together with any wash cycle. After having selected the required wash cycle, press the button (		Energy efficiency class C
	HYGIENE 99.9% High-temperature washing programme. The 75° rinse guarantees the removal of 99.9% of germs and bacteria.		The work aimed at continuous improvement has allowed the creation of the second generation of the Inverter motor 2.0, characterised by greater efficiency and durability over time, which allows very high performance and a lower energy consumption and noise level.