

DI362DQ



Product Family	Dishwashers
Commercial width	60 cm
Commercial height	82 cm
Installation	Fully-integrated built-in
Kitchen panel	Not supplied
N° baskets	3, Flexi
Motor	Inverter 2.0
EAN code	8017709343590



Programs



N. of programmes	8	ECO	Yes
Washing temperatures	50, 60 °C	Mix	Yes
Soak	Yes	Self clean	Yes
Full express - 60 minutes	Yes	Intense 60°	Yes
Express 50°	Yes	Auto 50°-60°	Yes

Options



Delay timer option	Up to 24 hours	Crystal option	Yes
Extreme option	Yes	Sterilise option	Yes

Baskets


Basket colour	Grey	Largest loadable dish in upper basket	19,0 cm
Basket components colour	Grey	Lower Basket	With 2 foldable racks
Handle	In plastic on upper and lower basket	Largest loadable dish in lower basket	31.0 cm
Upper Basket	With central fixed racks	Colour Inner Components	Blue
Height adjustment of the upper basket	On two levels (4 cm)		

Technical Features



Width (mm)	596 mm	Water supply	Single; cold/hot water max. 60°C - energysave with hot water up to 35%
Depth (mm)	550 mm	Max water hardness	90°FH; 50°dH
Display type	LED display (3 digit)	Drying system	Natural condenser drying, with Dry Assist + automatic door opening system at the end of the cycle
Product Height (mm)	818 mm	Steam protection	In plastic
Controls	Electronic	Tube material	Stainless steel
Display	Delayed start, Programme time indicator, Time to end indication	Filter	Stainless steel
Programme graphics	Symbols	Concealed heating element	Yes
On/off indicator	Yes	Hinges	Self balancing, Sliding, FLEXIFIT
Salt light indicator	Light	Min. and max. frontal panel weight	2,5 - 10 kg
Rinse aid indicator	Light	Min. and max plinth height	40 - 175 mm
End of cycle indicator	On display, with acoustic signal	Adjustable feet	8cm, from 820 to 900mm
Washing system	Standard	Additional gaskets	Yes
Water softener	With electronic setting	Back cover	Yes
Turbidity sensor	Yes	Depth of dishwasher with open door (mm)	1230
Aquatest		Back feet adjustable from front	Yes
Flood protection system	Total Acquastop		

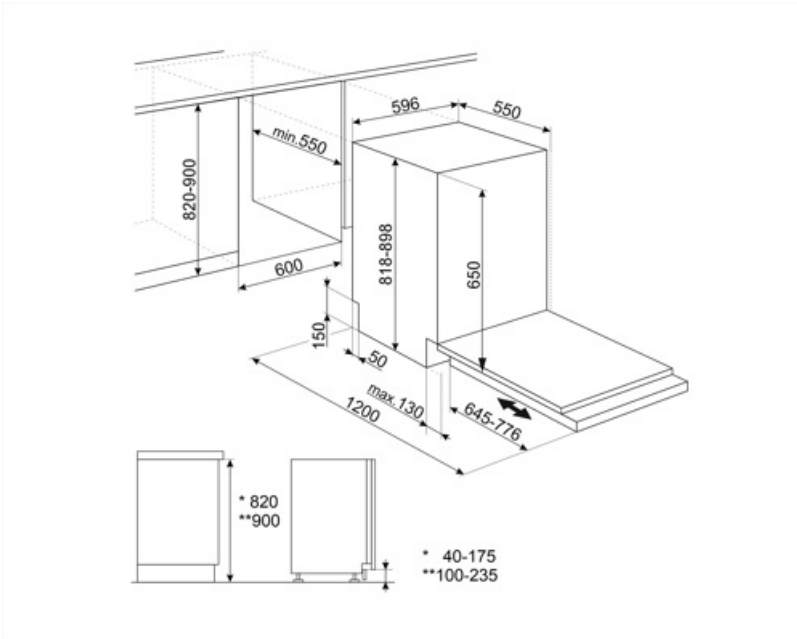
Performance / Energy Label - Reg. 2019























Energy Efficiency Class	D	Programme duration	4:00 h:min
Energy consumption [per 100 cycles, based on the eco programme]	85 kWh	Airborne acoustical noise emissions	46 dB(A) re 1 pW
Rated capacity (ps)	14	Airborne acoustical noise emission class	C
Water consumption [per cycle]	10.5 litres	Energy efficiency Index (EEI)	49.9

Electrical Connection

Plug	(G) UK e Singapore	Frequency (Hz)	50 Hz
Connected power	1800 W	Type of connection	Single-phase
Current	10 A	Power supply cable length	140 cm
Voltage	220-240 V		



Symbols glossary

 <p>The Aquatest sensor is an electronic sensor that measures the degree of water transparency at the end of the initial soaking phase. Used on the values measured, the sensor sets the most suitable programme, thus obtaining the best washing results with the minimum amount of water.</p>	 <p>Energy efficiency class D</p>
 <p>82 cm high</p>	 <p>Delay Timer: Option to postpone the start of the desired programme by up to 24 hours in order to programme the dishwasher to run at the desired time.</p>
 <p>Option which improves the washing results of the selected programme. It increases the wash temperature and duration.</p>	 <p>The FlexiFit hinges allow the kitchen panel to slide over the dishwasher door, allowing a minimum kitchen plinth height of 5 cm.</p>
	 <p>This option provides special care for a delicate load. It prevents rapid changes in the wash temperature of the selected programme and reduces it to 4</p>
 <p>The work aimed at continuous improvement has allowed the creation of the second generation of the Inverter motor 2.0, characterised by greater efficiency and durability over time, which allows very high performance and a lower energy consumption and noise level.</p>	 <p>Noise Level: Excellent insulation and special devices keep noise to a minimum.</p>
 <p>Wash cycle for normally soiled mixed loads such as dishes and pans, even with dried-on residues. When this program is selected, the dishwasher recognises the type of dirt and automatically adjusts the washing parameters as appropriate.</p>	 <p>Eco: Eco, this economic wash programme uses a low amount of water and energy in order to provide the most environmentally friendly cleaning option.</p>
 <p>A quick programme suitable for washing a load with fresh and light soil.</p>	 <p>Quick wash cycle for normally soiled mixed loads such as dishes and pans, even with dried-on residues. Dishes are washed and dried in 60 minutes.</p>
 <p>Mix: The Mix programme is suitable for mixed crockery and everyday pots and pans, without any particular incrustation.</p>	 <p>Soak programme: The soak programme provides a rinse to prevent dirt from drying.</p>
 <p>14 place settings: Number of place settings.</p>	 <p>Total Acquastop: In addition to the partial Acquastop protection present in all Smeg dishwashers, some models have an electronic device fitted to the water intake hose, which monitors water levels in the machine, detects leaks in the hose and switches off the water supply immediately when necessary.</p>
 <p>System WaterSave ensures the best washing results with minimal water consumption depending on the model of dishwasher.</p>	 <p>Dishwasher cleaning cycle. The cycle should be started with the machine empty, without dishes. It is recommended to run the program every 2-3 months, using special dishwasher detergents.</p>



Programme suitable for washing and drying heavily soiled items with encrusted residues.



Option which provides better cleaning results by keeping the temperature between 65 and 70°C for at least 10 minutes during the last rinsing phase.

Benefit (TT)

Flexifit hinge system

Smooth-running door for optimal integration into the kitchen design

The height of the plinth can vary from 5 cm to 21.5 cm, allowing it to fit perfectly into the cabinet.

Thanks to this solution, the dishwasher blends harmoniously into its surroundings, with the door and plinth perfectly aligned with the other kitchen furniture.