

DI4522D



Product Family	Dishwashers
Width	45 cm
Commercial height	82 cm
Installation	Fully-integrated built-in
Kitchen panel	Not supplied
N° baskets	2
Motor	Inverter 2.0
EAN code	8017709360894



Programmes



No. of programmes	6	ECO	Yes
Washing temperatures	50, 60, 70 °C	Self clean	Yes
Soak	Yes	Mix 60°	Yes
Express 50°	Yes	Auto 50°-60°	Yes

Options



Delay timer option	3 hours	Extreme option	Yes
--------------------	---------	----------------	-----

Baskets



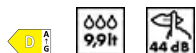
Basket colour	Grey	Lower Basket	With fixed racks
Basket components colour	Grey	Lower basket with anti-drip inserts	Yes
Handle	In plastic on upper and lower basket	Largest loadable dish in lower basket	31,5 cm
Upper Basket	With central fixed racks	Colour Inner Components	Grey
Height adjustment of the upper basket	On two levels (4 cm)	Cutlery basket	Yes
Largest loadable dish in upper basket	20,0 cm		

Technical Features



Width (mm)	446 mm	Water supply	Single; cold/hot water max. 60°C - energysave with hot water up to 35%
Depth (mm)	550 mm	Max water hardness	90°FH; 50°dH
Product Height (mm)	818 mm	Drying system	Natural condenser drying, with Dry Assist + automatic door opening system at the end of the cycle
Controls	Electronic	Steam protection	In plastic
Display	Delayed start, Programme time indicator, Consumptions	Tank material	Stainless steel
Programme graphics	Symbols	Filter	Stainless steel
On/off indicator	Yes	Concealed heating element	Yes
Salt light indicator	Light	Hinges	Self balancing, Sliding, FLEXIFIT
Rinse aid indicator	Light	Min. and max. frontal panel weight	2 - 7,5 kg
End of cycle indicator	Acoustic signal	Min. and max plinth height	40 - 175 mm
Auto switch-off	Yes	Adjustable feet	6 cm, from 820 to 880 mm
Washing system	Standard	Additional gaskets	Yes
Water softener	With electronic setting	Depth of dishwasher with open door (mm)	1200 mm
Turbidity sensor	Yes	Back feet adjustable from front	Yes
Aquatest			
Flood protection system	Total Acquastop		

Performance / Energy Label



Energy Efficiency Class (Washing cycle)	D	Programme duration	4:00 h:min
Energy consumption [per 100 cycles, based on the eco programme]	63 kWh	Airborne acoustical noise emissions (spinning phase)	44 dB(A) re 1 pW
Rated capacity (ps)	9	Airborne acoustical noise emission class	B
Water consumption [per cycle]	9,9 litres	Energy efficiency Index (EEI) (Washing cycle)	49,8

Electrical Connection

Connected power	1950 W	Type of connection	Single-phase
Current	13 A	Power supply cable length	140 cm
Voltage	220-240 V	Plug	(F;E) Schuko
Frequency (Hz)	50 Hz		





















Compatible Accessories

KITPLV2

Kit extension for dishwasher and washing machine: length mt. 2



Symbols glossary

 <p>Aquatest measures the clarity of the water during an auto program, and automatically ensures the minimum consumption of water and energy.</p>	 <p>Anti-drip: Some models of dishwashers are equipped with special polymer nozzles anti-drip, that improve the process of drying.</p>
 <p>COMM_HEIGHT_82_72dpi</p>	 <p>Delay Timer: The delay timer can postpone the start of the program by up to 24 hours.</p>
 <p>Models with new Flexi Fit hinges are able to be installed in kitchens with a plinth of just 5cms. With this new hinge design, the panel has a sliding movement from the bottom to the top, avoiding any possible interference of the panel with the plinth.</p>	 <p>Noise Level: Excellent insulation and special devices keep noise to a minimum.</p>
 <p>Eco: Eco, this economic wash programme uses a low amount of water and energy in order to provide the most environmentally friendly cleaning option.</p>	 <p>Soak programme: The soak programme provides a rinse to prevent dirt from drying.</p>
 <p>Total Acquastop: In addition to the partial Acquastop protection present in all Smeg dishwashers, some models have an electronic device fitted to the water intake hose, which monitors water levels in the machine, detects leaks in the hose and switches off the water supply immediately when necessary.</p>	 <p>...</p>
 <p>Dishwasher cleaning cycle. The cycle should be started with the machine empty, without dishes. It is recommended to run the program every 2-3 months, using special dishwasher detergents.</p>	 <p>Wash cycle for normally soiled mixed loads such as dishes and pans, even with dried-on residues. When this program is selected, the dishwasher recognises the type of dirt and automatically adjusts the washing parameters as appropriate.</p>
 <p>Programme suitable for washing and drying normally soiled items.</p>	 <p>Option which improves the washing results of the selected programme. It increases the wash temperature and duration.</p>
 <p>Energy efficiency class D</p>	 <p>System WaterSave ensures the best washing results with minimal water consumption depending on the model of dishwasher.</p>
 <p>The symbols show the number of plate settings of the dishwasher.</p>	 <p>The work aimed at continuous improvement has allowed the creation of the second generation of the Inverter motor 2.0, characterised by greater efficiency and durability over time, which allows very high performance and a lower energy consumption and noise level.</p>