

DI613PNH



Product Family	Dishwashers
Commercial width	60 cm
Commercial height	82 cm
Installation	Fully-integrated built-in
Kitchen panel	Not supplied
N° baskets	3, FlexiDuo
Motor	Single phase
EAN code	8017709226305

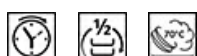


Programs



N. of programmes	5+5 quick programmes	Auto sensor 45-65	Yes
Washing temperatures	38, 45, 50, 65, 70 °C	ECO Quick	Yes
Soak	Yes	Delicate and Quick	Yes
Rapid 27'	Yes	Mix Express	Yes
Glass	Yes	Super	Yes
ECO	Yes	Super Quick	Yes

Options



Enersave option	Yes	Quick Time option	Yes
Delay timer option	Up to 24 hours	Sanitizing option	Yes
1/2 load FlexiZone option	Yes	Hyclean	







Baskets



Basket colour	Grey	Largest loadable dish in upper basket	18,0 cm
Basket components colour	Grey	Lower Basket	With 4 foldable racks
Handle	In plastic on upper and lower basket	Lower basket with anti-drip inserts	Yes
Upper Basket	With central fixed racks	Largest loadable dish in lower basket	30,0 cm

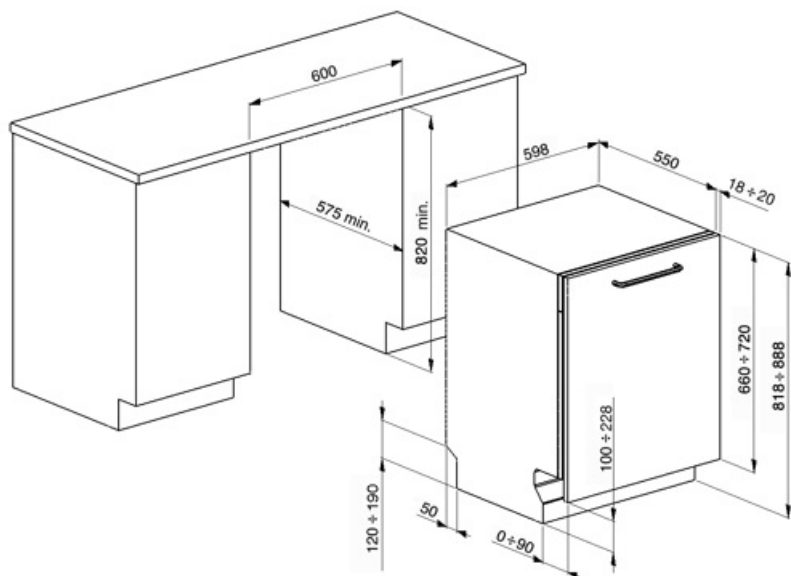
Height adjustment of the upper basket	On three levels (5 cm)	Cutlery basket	13 place settings sliding
---------------------------------------	------------------------	----------------	---------------------------

Technical Features

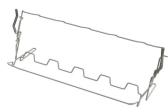
					
Width (mm)	598 mm	Max water hardness	100°FH;58°dH		
Depth (mm)	545 mm	Drying system	Natural condenser drying, with EnerSave automatic door opening system at the end of the cycle		
Display type	LED display (3 digit)	Steam protection	In plastic		
Product Height (mm)	818 mm	Child safety system (door lock)	Yes		
Controls	Electronic	Push-pull opening system without handle	Yes		
Display	Delayed start, Programme time indicator, Time to end indication	Tub material	Stainless steel		
Programme graphics	Symbols and label	Filter	Stainless steel		
On/off indicator	Yes	Concealed heating element	Yes		
Salt light indicator	Light	Hinges	Self balancing with variable hinges		
Rinse aid indicator	Light	Min. and max. frontal panel weight	2 - 9 kg		
End of cycle indicator	ActiveLight	Min. and max plinth height	100 - 228 mm		
Washing system	Planetarium	Adjustable feet	7 cm, from 820 to 890 mm		
Third spray arm	Single	Insulation level	Hyper		
Water softener	With electronic setting	Back cover	Yes		
Turbidity sensor	Yes	Depth of dishwasher with open door (mm)	1146		
Aquatest		Back feet adjustable from front	Yes		
Flood protection system	Total Acquastop	Top cover	In plastic		
Water supply	Single; cold/hot water max. 60°C - energysave with hot water up to 35%				

Electrical Connection

Plug	(G) UK e Singapore	Frequency (Hz)	50 Hz
Connected power	1800 W	Type of connection	Single-phase
Current	13 A	Power supply cable length	140 cm
Voltage	220-240 V		



Compatible Accessories



KITGH

Kit glass holder. It has to be fitted on the first basket but only if there are foldable racks



KITPL60N

Toekick Kit in Black colour with adjustable height and deepness. Can be installed over all the fully integrated and underbench models with variable fulcrum or flexifit hinges.



KITPLV2

Kit extension for dishwasher and washing machine: lenght mt. 2



KITPL60B





















Toekick Kit in White colour with adjustable height and deepness. Can be installed over all the fully integrated and underbench models with variable fulcrum or flexifit hinges.



KITPL60X

Toekick Kit in Stainless Steel with adjustable height and deepness. Can be fitted over all the fully integrated and underbench models with variable fulcrum or flexifit hinges.

Symbols glossary

	A+++: Appliances with this symbol can reduce energy consumption by a further 30% from the standard A energy rating.		Activelight is an led light which projects a red spot onto the floor beneath the dishwasher when the appliance is in use.
	The Aquatest sensor is an electronic sensor that measures the degree of water transparency at the end of the initial soaking phase. Based on the values measured, the sensor sets the most suitable programme, thus obtaining the best washing results with the minimum amount of water.		To improve the drying of dishes without leaving stains.
	Child lock: some models are fitted with a device to lock the programme/cycle so it cannot be accidentally changed.		82 cm high
	Delay Timer: Option to postpone the start of the desired programme by up to 24 hours in order to programme the dishwasher to run at the desired time.		FlexiDuo: The FlexiDuo 3rd cutlery basket allows you to arrange cutlery or small cups, ladles, or bulky utensils however you like: it consists of two separate and moveable modules.
	FlexiZone: The 1/2 load flexizone allows you to wash a reduced load saving energy, water and time and there are no restrictions on where the items are placed.		Hyclean: When the HYCLEAN option is selected, the dishwasher performs a final 10 minute rinse at a high temperature of 70°C, eliminating virtually all bacteria to achieve the highest possible standards of cleanliness. The Hyclean option can be selected with almost all cycles at temperatures above 50°C.
	Noise Level: Excellent insulation and special devices keep noise to a minimum.		Automatic opening: some models have Automatic opening door when the cycle is finished which is a perfect solution for handle-less kitchen units as no handle is needed. For safety reasons, the door locks automatically when the machine is in use to avoid it being opened inadvertently.
	The Planetarium washing system, with high rotations per minute, guarantees complete coverage of the tank, thanks to the simultaneous rotation of base and sprayers, and excellent washing results.		Auto 45° - 65°: The auto programme regulates the length of a cycle depending on the need for a pre-wash and the number of rinses required.
	Delicate Quick: Program Delicate Quick is suitable for quick washing of delicate dishes.		Eco: Eco, this economic wash programme uses a low amount of water and energy in order to provide the most environmentally friendly cleaning option.
	Eco: Eco, this economic wash programme uses a low amount of water and energy in order to provide the most environmentally friendly cleaning option.		Soak programme: The soak programme provides a rinse to prevent dirt from drying.
	PRG_STRONG_72dpi		Super Quick: The super Quick programme is suitable for removing stubborn dirt fast.



13 place settings: Number of place settings.



Total Acquastop: In addition to the partial Acquastop protection present in all Smeg dishwashers, some models have an electronic device fitted to the water intake hose, which monitors water levels in the machine, detects leaks in the hose and switches off the water supply immediately when necessary.



System WaterSave ensures the best washing results with minimal water consumption depending on the model of dishwasher.

Benefit (TT)

Active Light

Maximum control thanks to the light projected on the floor that indicates when the dishwasher is running and when the cycle is complete

Smeg dishwashers equipped with ActiveLight signal the appliance's activity status by projecting a light on the floor while the cycle is running. The light goes out at the end of the cycle, signalling that the dishwasher can be unloaded.

FlexiDuo

The flexible third basket provides additional space, adapting to the load to accommodate various types of dishes, ensuring optimal organization and efficient use of interior capacity

The third FlexiDuo basket consists of two separate sections that can be handled independently of each other, stacked and/or removed, offering loading flexibility for every need. Depending on the arrangement, it allows cups, tall glasses, bulky utensils and pots and pans to be placed in the upper basket.

Planetarium Wash System

Full and deep wash coverage thanks to the advanced movement of the spray arm, an innovation patented by Smeg

Smeg's patented Planetarium Wash System guarantees impeccable cleaning. With a simultaneous double movement of the sprayer and 65 rotations per minute, it reaches every nook and cranny for extraordinary results. Dishes, glasses and utensils will be perfectly clean in no time. An intelligent system where efficiency and style meet, delivering brilliant results effortlessly.