

# DIL331C



<b>Product Family</b>	Dishwashers
<b>Width</b>	60 cm
<b>Commercial height</b>	82 cm
<b>Installation</b>	Fully-integrated built-in
<b>Kitchen panel</b>	Not supplied
<b>N° baskets</b>	3, Flexi
<b>Motor</b>	Inverter 2.0
<b>EAN code</b>	8017709364434



## Programmes



<b>No. of programmes</b>	10+1	<b>ECO</b>	Yes
<b>Washing temperatures</b>	38, 45, 50, 55, 65, 70, 75 °C	<b>Mix</b>	Yes
<b>Soak</b>	Yes	<b>Quiet (-2 dB)</b>	Yes
<b>Express 27'</b>	Yes	<b>Intense</b>	Yes
<b>Crystal</b>	Yes	<b>Hygiene 99,9%</b>	Yes
<b>Full express - 60 minutes</b>	Yes	<b>Daily 1/2 load</b>	Yes

## Options



<b>Delay timer option</b>	3-6-9 hours, with automatic soak	<b>Special programs option</b>	Yes
---------------------------	----------------------------------	--------------------------------	-----

## Baskets



<b>Basket colour</b>	Grey	<b>Lower Basket</b>	With 2 foldable racks
<b>Basket components colour</b>	Grey	<b>Lower basket accessories</b>	MultiLoad
<b>Handle</b>	In plastic on upper and lower basket	<b>Lower basket with anti-drip inserts</b>	Yes
<b>Upper Basket</b>	With 1 foldable rack	<b>Largest loadable dish in lower basket</b>	30,0 cm
<b>Height adjustment of the upper basket</b>	On three levels		

Largest loadable dish in upper basket 19,0 cm

Colour Inner Components

Sage Leaf


## Technical Features



Width (mm)	598 mm
Depth (mm)	545 mm
Display type	3 digit
Product Height (mm)	818 mm
Controls	Electronic
Display	Delayed start, Programme time indicator
Programme graphics	Symbols
Salt light indicator	Light
Rinse aid indicator	Light
End of cycle indicator	Acoustic signal
Auto switch-off	Yes
Washing system	Orbital
Third spray arm	Single
Water softener	With electronic setting
Flood protection system	Total Acquastop

Water supply	Single; cold/hot water max. 60°C - energysave with hot water up to 35%
Max water hardness	100°FH;58°dH
Drying system	Natural condenser drying, with Dry Assist + automatic door opening system at the end of the cycle
Steam protection	In plastic
Tank material	Stainless steel
Filter	Stainless steel
Concealed heating element	Yes
Hinges	Self balancing, Sliding, FLEXIFIT
Min. and max. frontal panel weight	2 - 11 kg
Min. and max plinth height	50 - 215 mm
Adjustable feet	7cm, from 820 to 890 mm
Back cover	Yes
Depth of dishwasher with open door (mm)	1168 mm
Back feet adjustable from front	Yes
Top cover	In plastic

## Performance / Energy Label



Energy Efficiency Class (Washing cycle)	C
Energy consumption [per 100 cycles, based on the eco programme]	73 kWh
Rated capacity (ps)	13
Water consumption [per cycle]	9.0 litres

Programme duration	4:25 h:min
Airborne acoustical noise emissions (spinning phase)	43 dB(A) re 1 pW
Airborne acoustical noise emission class	B
Energy efficiency Index (EEI) (Washing cycle)	43.8

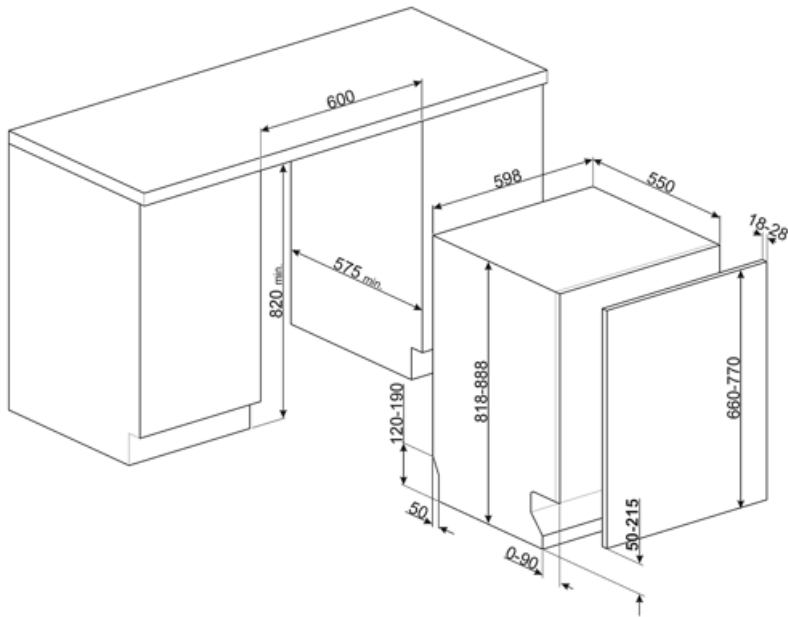
## Electrical Connection

Connected power	1800 W
Current	13 A
Voltage	220-240 V

Type of connection	Single-phase
Power supply cable length	140 cm
Plug	(G) UK e Singapore

Frequency (Hz)

50 Hz



## Compatible Accessories



**KIT82CN**



**KIT82SPRAN**



**KIT82SPRX**



**KIT82CX**



**KIT82SPRMW**



**KITFLEXI**

Kit for 60cm dishwashers with FlexiFit hinges for door panel weight >11 kg (max 15 kg 82 cm and 13,5 kg 86 cm)



**KITGH**

Kit glass holder. It has to be fitted on the first basket but only if there are foldable racks




**KITPL60B**

Toe-kick Kit in White colour with adjustable height and deepness. Can be installed over all the fully integrated and underbench models with variable fulcrum or flexifit hinges.



**KITPL60N**

Toe-kick Kit in Black colour with adjustable height and deepness. Can be installed over all the fully integrated and underbench models with variable fulcrum or flexifit hinges.



**KITPL60X**























Toe-kick Kit in Stainless Steel with adjustable height and deepness. Can be fitted over all the fully integrated and underbench models with variable fulcrum or flexifit hinges.



**KITPLV2**

Kit extension for dishwasher and washing machine: length mt. 2

## Symbols glossary

 <p>Anti-drip: Some models of dishwashers are equipped with special polymer nozzles anti-drip, that improve the process of drying.</p>	 <p>COMM_HEIGHT_82_72dpi</p>
 <p>Delay Timer: The delay timer can postpone the start of the program by up to 24 hours.</p>	 <p>Models with new Flexi Fit hinges are able to be installed in kitchens with a plinth of just 5cms. With this new hinge design, the panel has a sliding movement from the bottom to the top, avoiding any possible interference of the panel with the plinth.</p>
 <p>Noise Level: Excellent insulation and special devices keep noise to a minimum.</p>	 <p>Orbital wash system distributes water evenly throughout the 60cm dishwasher cavity, directing water with precision to ensure an excellent wash.</p>
 <p>Crystals: The Crystals programme is dedicated to delicate dishes such as glasses and china.</p>	 <p>1/2 load: This program is designed for washing dishes not heavily soiled with partial load of the dishwasher.</p>
 <p>Eco: Eco, this economic wash programme uses a low amount of water and energy in order to provide the most environmentally friendly cleaning option.</p>	 <p>Normal programme: The normal programme is suitable for normal degrees of dirt for everyday use.</p>
 <p>Soak programme: The soak programme provides a rinse to prevent dirt from drying.</p>	 <p>Rapid 27 Mins: The rapid 27 mins quick program takes just 27 minutes to wash a load.</p>
 <p>Ultraclean: The Ultraclean option performs a final rinse at a high temperature of 70°C eliminating virtually all bacteria.</p>	 <p>The symbols show the number of plate settings of the dishwasher.</p>
 <p>Total Acquastop: In addition to the partial Acquastop protection present in all Smeg dishwashers, some models have an electronic device fitted to the water intake hose, which monitors water levels in the machine, detects leaks in the hose and switches off the water supply immediately when necessary.</p>	 <p>System WaterSave ensures the best washing results with minimal water consumption depending on the model of dishwasher.</p>
 <p>Quick wash cycle for normally soiled mixed loads such as dishes and pans, even with dried-on residues. Dishes are washed and dried in 60 minutes.</p>	 <p>SILENT: Wash cycle suitable for normally soiled dishes, even with dried-on residues. Ensures maximum noise reduction and is therefore ideal if you wish to run it during the night.</p>
 <p>Allows you to enable additional programs when selected together with any wash cycle.</p>	 <p>Energy efficiency class C</p>
 <p>HYGIENE 99.9% High-temperature washing programme. The 75° rinse guarantees the removal of 99.9% of germs and bacteria, making it ideal for sanitising</p>	 <p>The work aimed at continuous improvement has allowed the creation of the second generation of the Inverter motor 2.0, characterised by greater efficiency and durability over time, which allows very high performance and a lower energy consumption and noise level.</p>