

# DN72CE

<b>EAN Code</b>	8017709315313
<b>Product Family</b>	Tumble dryer
<b>Commercial width</b>	60cm
<b>Commercial depth</b>	Slim (46cm)
<b>Installation</b>	Free-standing
<b>Drying system</b>	Heat pump condenser
<b>Load type</b>	Frontal



## Programme / Functions

### Controls

Programme graphics

No. of programmes

Programmes



Cotton ECO



Hygiene Drying

Rapid



Refresh Hygiene



Cotton



Synthetic



Towels



Outdoor



Delicates



Shirts



Daily



Jeans



Mix



Timed Programmes



Duvet

### Special programmes

Hygiene Drying

Outdoor

Refresh Hygiene

Towels



Quick




### Display

Time Drying

Delay start

Residual time indicator

Visualisation of the selected options

Display type	
Programme progress indicator	
End of cycle indicator	
Clean filter indicator	Yes
Condenser container full indicator	Yes

## Technical Features



Type of motor	Standard	Door size	40 cm
Functioning	Electronic control	Max. door opening angle	155 °
Humidity sensor	Yes	Door hinges	Right
Time drying selection	From 10 to 160 min	Reversible door	Yes
Cooling down phase	Yes	Child lock (programme set lock)	Yes
Anti-iron phase	Yes	Water condenser position	At the top
Internal light	Yes	Heating pump system	Yes
Condenser filter	Yes	Type of cooling gas	R290
Fluff filter	Yes	Amount of cooling gas in Kg.	0.115
Drum material	Stainless steel	Condenser water drain hose	Yes
Drum volume	92.5 l	Column installation, with compatible washing-machine	With stacking kit, available as optional accessory
Transparent door	Yes		

## Performance / Energy Label



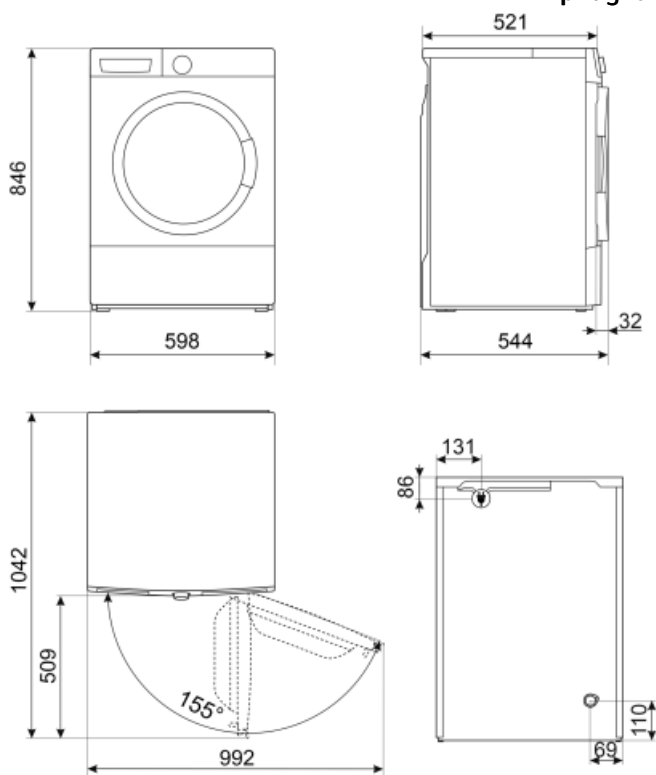
Load capacity (cotton)	7 kg	The duration of the left on mode	30 min
Type of dryer	Heat pump condensation	Time of the standard cotton program at full load	169 min
Type		Time of the standard cotton program at partial load	109 min
Energy efficiency class	A++	Weighted programme time of the standard cotton programme at full and partial load	135 min
Annual energy consumption	212 kWh	Condensation efficiency class	B
Energy consumption of the standard cotton programme at full load	1.75 kWh	Average condensation efficiency of the standard cotton programme at full load	81 %
Energy consumption of the standard cotton programme at partial load	0.96 kWh		
Power consumption of the off-mode for the standard cotton programme at full load	0.47 W		

Power consumption of the left-on mode for the standard cotton programme at full load 1.0 W

























Average condensation efficiency of the standard cotton programme at partial load 81 %

Average condensation efficiency of the standard cotton programme at full and partial load 81.00 %

Noise level for the standard cotton programme at full load 64 dB(A) re 1pW



## Symbols glossary (TT)

			Easy Iron: this is an option which can be selected to ensure the finished laundry is left with less creases to make ironing easier.
	Child lock: some models are fitted with a device to lock the programme/cycle so it cannot be accidentally changed.		Delay timer: can be set to run the programme at a convenient time or to take advantage of off-peak energy periods.
	LED display: to show programmes, functions and options selected and the time to the end of the cycle.		40 cm: Large loading hatch of 40 cm in diameter, makes laundry loading and unloading easier and faster with maximum ease of use.
	This shows the amount of laundry that can be inserted into the tumble dryer in KG.		Humidity sensor: allows to adjust dryer to obtain the desired drying level (Iron dry, Cupboard dry and Extra dry), saving time and reducing energy consumption. In addition, manual adjusting allows you to program drying time according to your preferences.
	End: Show the stage at which the program is in progress: the program has finished.		Internal lights: help to illuminate the inside of the drum.
	Noise Level: Excellent insulation and special devices keep noise to a minimum.		Use to wash your normally soiled, durable cotton and linen laundry. Although it washes longer than all other programmes, it provides high energy and water savings. Actual water temperature may be different from the stated wash temperature. When you load the machine with less laundry (e.g. ½ capacity or less), programme time may automatically get shorter. In this case, energy and water consumption will decrease more, providing a more economic wash. This programme is available in the models with the remaining time indicator.
	Program for drying cotton items including sheets, pillow cases, pajamas, lingerie, tablecloths, etc		Specific for daily drying of cotton or synthetic garments
	Delicate garments that allows the drying		For fiber duvets indicating suitability on the label
	For high speed centrifuged jeans		For synthetic fabrics without pigments and for cotton
	Gentle drying for shirts avoiding the formation of folds		Selection of timed cycles at low temperatures.
	Super fast: a programme designed to wash small amounts of laundry fast, ideal for washing lightly soiled garments.		Shows the phase of program: Shows the phase in which the program is being.
	Special program for garments / fabrics, such as children's clothes, which require sanitized and delicate washing.		Program dedicated to drying thick cotton laundry, such as towels, bathrobes, etc.



This programme is suitable for outdoor clothing, waterproof jackets, jackets with inner insulation, etc. Thanks to the delicate temperature and the delicate movement of the drum, it treats the garments better to protect the external fabrics.



Program for delicately treating garments in synthetic or mixed fabrics, such as t-shirts and blouses.