

DOSF6920N1



Category	60cm Double Ovens (Built-in Column)
Product Family	Oven
Power supply	Electric
Heat source	Electric
Heat source second cavity	Electric
Cooking method	Thermo-ventilated
Cooking Method Secondary Oven	Static
Cleaning system	Vapor Clean
EAN code	8017709241568












Aesthetics

Aesthetics	Victoria	Door	With panel
Colour	Black	Handle	Victoria
Design	Rounded	Handle Colour	Silver
Material	Painted material	Logo	Applied
Glass Type	Clear1	Control knobs	Victoria
Serigraphy colour	White	Controls colour	Steel effect
Serigraphy type	Symbols		

Programs / Functions

No. of cooking functions	9
Automatic programmes	20
Traditional cooking functions	

 Static	 Fan assisted	 Circulaire
 Turbo (circulaire + bottom + upper + fan)	 ECO	 Large grill
 Fan grill (large)	 Base	 Fan assisted base

Other functions



Defrost by time



Defrost by weight



Proving



Sabbath

Cleaning functions



Vapor Clean

Programs / Functions Auxiliary Oven

No. of functions Secondary oven 4

Traditional cooking functions, cavity 2



Static



ECO



Small grill



Large grill

Controls

Display technology LCD
Control setting Control knobs

No. of controls 4

Options



Time-setting options Delay start and automatic end cooking

Minute minder Yes

Controls Lock / Child Safety Yes

Showroom demo option Yes

Rapid pre-heating Yes

Options Auxiliary Oven

Time-setting options No delay options

Technical Features



Minimum Temperature 30 °C

Maximum temperature 280 °C

Shelf positions 5

No. of lights 1

Light type Halogen

Heating suspended when door is opened Yes

Door opening type Standard opening

Door Fresh Touch

Removable door Yes

Full glass inner door Yes

User-replaceable light	Yes	Removable inner door	Yes
Light power	40 W	Total no. of door glasses	3
Light when door is opened	Yes	Cooling system	Tangential
Lower heating element power	1200 W	Cooling duct	Double
Upper heating element - Power	1000 W	Speed Reduction Cooling System	Yes
Grill element - power	1700 W	Usable cavity space dimensions (HxWxD)	360x460x425 mm
Large grill - Power	2700 W	Temperature control	Electronic
Circular heating element - Power	2000 W	Cavity material	Easy clean enamel

Second Oven Technical Features



Minimum Temperature	50 °C	Grill element - power	1700 W
Maximum temperature	270 °C	Large grill - Power	2700 W
Shelf positions	2	Removable door	Yes
Tilting grill	Yes	Full glass inner door	Yes
No. of lights	1	Removable inner door	Yes
Light type	Halogen	No. of total door glasses	3
Light power	40 W	No. of thermoreflecting door glasses	1
Bottom heating element power	1200 W	Usable cavity space dimensions (HxWxD)	169x440x443 mm
Upper heating element - Power	1000 W		

Performance / Energy Label



Energy efficiency class	A	Energy consumption per cycle in fan-forced convection	0.80 kWh
Net volume of the cavity	70 litres	Number of cavities	2
Energy consumption per cycle in conventional mode	0.99 kWh	Energy efficiency index	95.2 %
Energy consumption in conventional mode	3.56 MJ	Energy Efficiency Index, second cavity	105.7 %
Energy consumption in forced air convection	2.88 MJ		

Performance /Energy Label - Second Cavity



Energy efficiency class, second cavity	A	Net volume of the second cavity	35 litres
Energy efficiency class, second cavity	A	Gross volume of second cavity	41 l

Energy consumption per cycle in conventional mode, second cavity

0.74 KWh

Cavity type EN 50304 second oven small

Consumo di energia per ciclo in convezione naturale, seconda cavità

2.66 MJ

Accessories Included



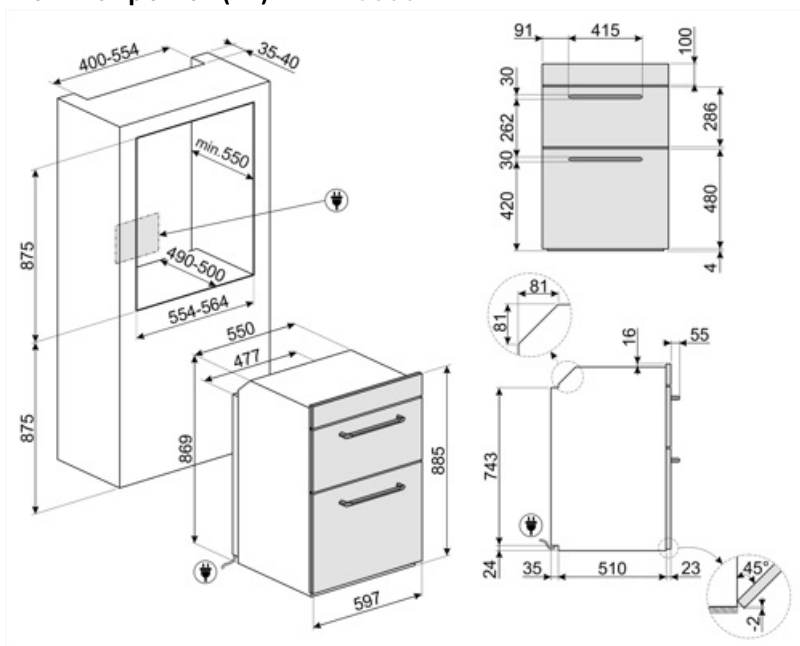
Chrome shelf 1
Chrome shelf with back and side stop 1
Enamelled tray (20mm) 1

Extra deep enamelled tray (40mm) 2
Grill mesh 2
Telescopic Guide rails, partial Extraction 1

Electrical Connection

Voltage 220-240 V
Current 25 A
Nominal power (W) 5600 W

Voltage 2 (V) 380-415 V
Frequency (Hz) 50/60 Hz



Compatible Accessories

GTP

****Partially extractable telescopic guides (1 level)** Extraction: 300 mm Material: Stainless steel AISI 430 polished**








































GTT

****Totally extractable telescopic guides (1 level)** Extraction: 433 mm Material: Stainless steel AISI 430 polished**



Symbols glossary

	A: Product drying performance, measured from A+++ to D / G depending on the product family		Child lock: some models are fitted with a device to lock the programme/cycle so it cannot be accidentally changed.
	Air cooling system: to ensure a safe surface temperatures.		Defrost by time: with this function the time of thawing of foods are determined automatically.
	Defrost by weight: With this function the defrosting time is determined		Triple glazed doors: Number of glazed doors.
	Electric		Enamel interior: The enamel interior of all Smeg ovens have a special antacid lining which helps keep the interior clean by reducing the amount of cooking grease adhering to it.
	Fresh Touch: Most of Smeg ovens have a "cool door." Thanks to the combination of tangential cooling and internal heat-reflecting glasses, the temperature on the outer surface of the door is maintained below 50° C. In addition to providing safety, this system protects the sides of the furniture from overheating by the oven.		Fan assisted base: the mix of fan and lower heating element alone allows to finish cooking foods already cooked on the surface but not internally more quickly. This system is recommended to finish cooking foods that are already well cooked on the surface, but not internally, which therefore require a moderate higher heat. Ideal for any type of food.
	Fan with upper and lower elements: The elements combined with the fan aim to provide more uniform heat, a similar method to conventional cooking, so pre-heat is required. Most suitable for items requiring slow cooking methods.		Upper and lower element only: a traditional cooking method best suited for single items located in the centre of the oven. the top pf the oven will always be hottest. Ideal for roast, fruit cakes, bread etc.
	Lower heating element only: This function is ideal for foods that require extra base temperature without browning, e.g. pastry dishes, pizza. Also suitable for slow cooking of stews and casseroles.		Circulaire: The combination of the fan and circular element around it gives a hot air cooking method. This provides many benefits including no preheat if cook time is more than 20 minutes, no flavour transfer when cooking different foods at the same time, less energy, and shorter cook times. Good for all types of food.
	ECO: The combination of the grill, fan and lower element is particularly suitable for cooking small quantities of food.		ECO: The combination of the grill, fan and lower element is particularly suitable for cooking small quantities of food.
	Grill element: Using of grill gives excellent results when cooking meat of medium and small portions, especially when combined with a rotisserie (where possible). Also ideal for cooking sausages and bacon.		Half grill: For rapid cooking and browning of foods. Best results can be obtained by using the top shelf for small items, the lower shelves for larger ones, such as chops or sausages. For half grill heat is generated only at the centre of the element, so is ideal for smaller quantities.

- | | |
|--|---|
|  <p>Fan with grill element: The fan reduces the fierce heat from the grill, providing an excellent method of grilling various foods, chops, steaks, sausages etc. giving even browning and heat distribution, without drying out the food. The top two levels recommended for use, and the lower part of the oven can be used to keep items warm at the same time, an excellent facility when cooking a grilled breakfast. Half grill (centre portion only) is ideal for small quantities of food.</p> |  <p>Circulaire with upper and lower elements: The use of the fan with both elements allows food to be cooked quickly and effectively, ideal for large joints that require thorough cooking. It offers a similar result to rotisserie, moving the heat around the food, instead of moving the food itself, enabling any size or shape to be cooked.</p> |
|  <p>All glass inner door: All glass inner door, a single flat surface which is simple to keep clean.</p> |  <p>The inner door glass: can be removed with a few quick movements for cleaning.</p> |
|  <p>Side lights: Two opposing side lights increase visibility inside the oven.</p> |  <p>ECO-logic: option allows you to restrict the power limit of the appliance real energy saving.</p> |
|  <p>Air at 40°C provides the perfect environment for proving yeast type dough mixes. Simply select the function and place dough in the cavity for allotted</p> |  <p>Rapid preheat: The rapid preheat function can be used to reach the selected temperature in just a few minutes.</p> |
|  <p>Sabbath: This function allows you to cook food whilst respecting the provisions of the Jewish day of rest.</p> |  <p>The oven cavity has 2 different cooking levels.</p> |
|  <p>The oven cavity has 5 different cooking levels.</p> |  <p>Telescopic rails: allow you to pull out the dish and check it without having to remove it from the oven entirely.</p> |
|  <p>Electronic control: Allows you to maintain temperature inside the oven with the precision 2-3 ° C. This enables to cook meals that are very sensitive to temperature changes, such as cakes, souffles, puddings.</p> |  <p>Tilting grill: the tilting grill can be easily unhooked to move the heating element and clean the roof of the appliance in one simple step.</p> |
|  <p>Vapor Clean: a simple cleaning function using steam to loosen deposits in the oven cavity.</p> |  <p>The capacity indicates the amount of usable space in the oven cavity in litres.</p> |
|  <p>The capacity indicates the amount of usable space in the oven cavity in litres.</p> |  <p>The capacity indicates the amount of usable space in the oven cavity in litres.</p> |
|  <p>The capacity indicates the amount of usable space in the oven cavity in litres.</p> | |

Benefit

Electronic control

Timely temperature management and heat uniformity

Allows you to precisely maintain the temperature inside the oven at 2- 3 ° C. This enables the preparation of temperature-sensitive meals such as cakes, souffles, and puddings.

Rapid pre-heating

Rapid pre-heating reduces cooking cavity heating time by up to 50%, so you can start cooking faster.