

DW8600



Product Family	Dishwashers
Commercial width	60 cm
Commercial height	82 cm
Installation	Fully-integrated built-in
Kitchen panel	Not supplied
N° baskets	2
Motor	Inverter
EAN code	8017709355234

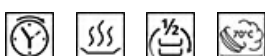


Programs



N. of programmes	8	Super	Yes
Washing temperatures	45, 50, 55, 65 °F	Regular	Yes
Light soiling	Yes	Intensive 65°	Yes
Delicate	Yes	Intensive 70°	
Extreme Wash	Yes	Rinse	Yes
Auto	Yes		

Options



Hi-Temp	Yes	Delay timer option	Up to 24 hours
Extra Fast	Yes	Extra dry option	Yes
Sanitize	Yes	1/2 load FlexiZone option	Yes
Silent	Yes	Sanitizing option Hyclean	Yes

Baskets

Basket colour	Grey	Height adjustment of the upper basket	On two levels (5cm)
Basket components colour	Grey	Lower Basket	With 2 foldable racks
Handle	In plastic on upper and lower basket	Colour Inner Components	Grey
Upper Basket	With 2 foldable racks	Cutlery basket	Yes

Technical Features



Width (mm)	23 9/16 "
Depth (mm)	23 13/16 "
Display type	LED display (3 digit)
Product Height (mm)	33 7/8 "
Controls	Electronic
Display	Delayed start, Programme time indicator
Programme graphics	Written in EN
On/off indicator	Yes
Rinse aid indicator	Light
End of cycle indicator	On display, with acoustic signal

Washing system	Standard
Turbidity sensor Aquatest	Yes
Drying system	Natural condenser drying
Tube material	Stainless steel
Filter	Stainless steel
Concealed heating element	Yes
Can be installed in-column	Yes
Adjustable feet	5cm, from 820 to 870 mm
Back feet adjustable from front	Yes
Adjustable plinth	By height

Performance / Energy Label



Number of place settings	15
Noise level	45 dB(A) re 1 pW

















Water consumption per cycle (l/cycle)	3.0 gal
Annual energy consumption	234 kWh/year

Electrical Connection

Plug	Junction Box
Connected power	1400 W
Current	12 A
Voltage	120 V

Frequency (Hz)	60 Hz
Type of connection	Single-phase
Power supply cable length	116 "

Symbols glossary

	The Aquatest sensor is an electronic sensor that measures the degree of water transparency at the end of the initial soaking phase. Based on the values measured, the sensor sets the most suitable programme, thus obtaining the best washing results with the minimum amount of water.		Installation in column: Installation in column
	82 cm high		Delay Timer: Option to postpone the start of the desired programme by up to 24 hours in order to programme the dishwasher to run at the desired time.
	FlexiZone: The ½ load flexizone allows you to wash a reduced load saving energy, water and time and there are no restrictions on where the items are placed.		Hyclean: When the HYCLEAN option is selected, the dishwasher performs a final 10 minute rinse at a high temperature of 70°C, eliminating virtually all bacteria to achieve the highest possible standards of cleanliness. The Hyclean option can be selected with almost all cycles at temperatures above 50°C.
	Smeg's evolution towards more intelligent and eco-friendly models has led to the choice of Inverter technology, which significantly reduces consumption.		Noise Level: Excellent insulation and special devices keep noise to a minimum.
	Delicate: Delicate washing program is designed for delicate dishes which are not heavily soiled.		Delicate: Delicate washing program is designed for delicate dishes which are not heavily soiled.
	PRG_RINSE_72dpi		PRG_STRONG_72dpi
	15 place settings: Number of place settings.		EXTRA DRY This option adds a hot rinse cycle that ensures improved drying.
	The Regular programme is for dishes with regular dirt, even with dried-on residues.		LIGHT SOILING Washing programme with low water and energy consumption.