

# DW8600

|                   |                  |
|-------------------|------------------|
| Product family    | Dishwashers      |
| Commercial height | TALL TUB         |
| Installation      | Fully-Integrated |
| Kitchen panel     | Not supplied     |
| N° baskets        | 2                |
| EAN code          | 8017709355234    |
| UPC Code          | 812895027228     |




## Programs



|                      |                   |                 |     |
|----------------------|-------------------|-----------------|-----|
| Number of programs   | 8                 | Super           | Yes |
| Washing temperatures | 45, 50, 55, 65 °F | Regular         | Yes |
| Light soiling        | Yes               | Intensive 150°F | Yes |
| Delicates            | Yes               | Intensive 160°F |     |
| Extreme Wash         | Yes               | Rinse           | Yes |
| Auto                 | Yes               |                 |     |

## Options



|            |     |                            |                |
|------------|-----|----------------------------|----------------|
| Hi-Temp    | Yes | Delay start                | Up to 24 hours |
| Extra Fast | Yes | Extra-dry option           | Yes            |
| Sanitize   | Yes | FlexiZone half-load option | Yes            |
| Silent     | Yes | Hyclean sanitizing option  | Yes            |

## Baskets

|                          |                                      |                                |                       |
|--------------------------|--------------------------------------|--------------------------------|-----------------------|
| Basket color             | Gray                                 | Upper basket height adjustment | On two levels (5cm)   |
| Basket components finish | Gray                                 | Lower basket                   | With 2 foldable racks |
| Handle                   | In plastic on upper and lower basket | Colour Inner Components        | Gray                  |
| Upper basket             | With 2 foldable racks                | Cutlery basket                 | Yes                   |

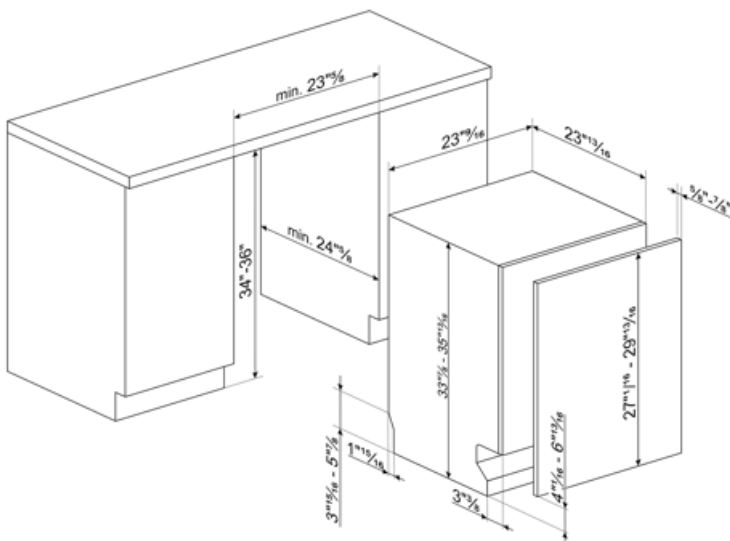
## Technical Features



















|                               |   |  |                             |
|-------------------------------|---|--|-----------------------------|
| <b>Width</b>                  | 23 9/16 "                               | <b>Turbidity sensor</b>                | Yes                         |
| <b>Depth</b>                  | 23 13/16 "                              | <b>Aquatest</b>                        |                             |
| <b>Display type</b>           | LED display (3 digits)                  | <b>Flood protection system</b>         | Single Aquastop             |
| <b>Height</b>                 | 33 7/8 "                                | <b>Drying system</b>                   | Natural condensation drying |
| <b>Controls</b>               | Electronic                              | <b>Tube material</b>                   | Stainless steel             |
| <b>Display</b>                | Delay start, Program progress indicator | <b>Filter</b>                          | Stainless steel             |
| <b>Program symbols</b>        | Writings in English                     | <b>Concealed heating element</b>       | Yes                         |
| <b>On/off indicator</b>       | Yes                                     | <b>Can be installed in-column</b>      | Yes                         |
| <b>Rinse aid indicator</b>    | Light                                   | <b>Adjustable feet</b>                 | 2", from 32 1/4" to 34 1/4" |
| <b>End-of-cycle indicator</b> | On display, with acoustic signal        | <b>Back feet adjustable from front</b> | Yes                         |
| <b>Washing system</b>         | Standard                                | <b>Adjustable plinth</b>               | By height                   |
|                               |   | <b>Energy Star</b>                     | Yes                         |

## Electrical Connection

|                        |        |                          |              |
|------------------------|--------|--------------------------|--------------|
| <b>Connected power</b> | 1400 W | <b>Connection type</b>   | Single-phase |
| <b>Current</b>         | 12 A   | <b>Power Cord Length</b> | 116 "        |
| <b>Voltage</b>         | 120 V  | <b>Plug</b>              | Junction Box |
| <b>Frequency</b>       | 60 Hz  |                          |              |



## Symbols glossary

|   |  |
|---|--|
|  <p>Acquastop: Some Smeg dishwashers are equipped with a simple Acquastop: float sensor in the bottom which is necessary to prevent an accidental leakage of water inside the appliance.</p>  |  <p>Aquatest measures the clarity of the water during an auto program, and automatically ensures the minimum consumption of water and energy.</p>   |
|  <p>Installation in column: Installation in column</p>  |  <p>Delay Timer: The delay timer can postpone the start of the program by up to 24 hours.</p>   |
|  <p>FlexiZone: The ½ load flexizone allows you to wash a reduced load saving energy, water and time and there are no restrictions on where the items are placed.</p>  |  <p>Hyclean: When the HYCLEAN option is selected, the dishwasher performs a final 10 minute rinse at a high temperature of 70°C, eliminating virtually all bacteria to achieve the highest possible standards of cleanliness. The Hyclean option can be selected with almost all cycles at temperatures above 50°C.</p> |
|  <p>Inverter technology: The evolution of Smeg's driers towards more intelligent and environmentally sustainable models has led to the choice of using Inverter technology with heat pumps, which reduces significantly energy consumption.</p> |  <p>Noise Level: Excellent insulation and special devices keep noise to a minimum.</p>  |
|  <p>Delicate: Delicate washing program is designed for delicate dishes which are not heavily soiled.</p>  |  <p>Delicate: Delicate washing program is designed for delicate dishes which are not heavily soiled.</p>  |
|  <p>PRG_RINSE_72dpi</p>   |  <p>PRG_STRONG_72dpi</p>  |
|  <p>The symbols show the number of plate settings of the dishwasher.</p>  |  <p>EXTRA DRY This option adds a hot rinse cycle that ensures improved drying.</p>  |
|  <p>The Regular programme is for dishes with regular dirt, even with dried-on residues.</p>   |  <p>LIGHT SOILING Washing programme with low water and energy consumption.</p>  |