

DW8610



Product Family
Commercial height
Installation
N° baskets
Motor
EAN code

Dishwashers
86 cm
Fully-integrated built-in
3, Flexi
Inverter
8017709354794



Programs



N. of programmes 10
Washing temperatures 30, 40, 50, 65, 75 °F
Auto sensor 45-65 Yes
Intense Yes
Self clean Yes
Delicate Yes

Normal Yes
Rinse Yes
Eco express Yes
Express 60' Yes
Pots & Pans Yes

Options



Dry Assist+ option Yes
Delay timer option Up to 24 hours
1/2 load FlexiZone option Yes

Intensive wash zone option
Special programs option Yes

Baskets



Basket colour Grey
Upper Basket With central fixed racks
Height adjustment of the upper basket On three levels (5 cm)
Largest loadable dish in upper basket 19,0 inches

Lower Basket With fixed racks
Lower basket with anti-drip inserts Yes
Colour Inner Components Sage Leaf
Cutlery basket Yes

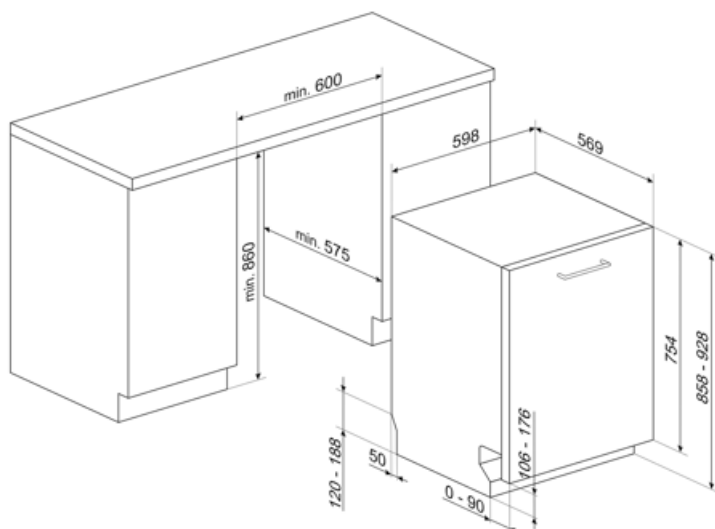
Technical Features



Width (mm)	23 9/16 "	Flood protection system	Single Acquastop
Depth (mm)	21 5/8 "	Max water hardness	100°FH;58°dH
Display type	LED display (3 digit)	Drying system	Natural condenser drying, with Dry Assist + automatic door opening system at the end of the cycle
Product Height (mm)	33 3/4 "	Tub material	Stainless steel
Display	Delayed start, Programme time indicator	Filter	Stainless steel
Programme graphics	Written in EN	Hinges	Self balancing, Sliding, FLEXIFIT
On/off indicator	Yes	Min. and max. frontal panel weight	2 - 11 lbs
Rinse aid indicator	Light	Min. and max plinth height	50 - 215 mm
End of cycle indicator	Acoustic signal	Adjustable feet	7cm, from 860 to 930 mm
Auto switch-off	Yes	Additional gaskets	Yes
Washing system	Orbital	Back cover	Yes
Third spray arm	Single	Depth of dishwasher with open door (mm)	1186 mm
Turbidity sensor Aquatest	Yes	Top cover	Metallic sheet

Electrical Connection

Connected power	1100 W	Type of connection	Single-phase
Current	13 A	Power supply cable length	140 "
Voltage	115 V	Plug	(B) NEMA 5-15P
Frequency (Hz)	60 Hz		



Compatible Accessories



KIT86SPRAN



KIT86SPRX



KITJBDW



KITPL60N

Toekick Kit in Black colour with adjustable height and deepness. Can be installed over all the fully integrated and underbench models with variable fulcrum or flexifit hinges.



KITPLV2

Kit extension for dishwasher and washing machine: lenght mt. 2



KIT86SPRMW




KITFLEXI



KITPL60B





















Toekick Kit in White colour with adjustable height and deepness. Can be installed over all the fully integrated and underbench models with variable fulcrum or flexifit hinges.



KITPL60X

Toekick Kit in Stainless Steel with adjustable height and deepness. Can be fitted over all the fully integrated and underbench models with variable fulcrum or flexifit hinges.

Symbols glossary

	Acquastop: Some Smeg dishwashers are equipped with a simple Acquastop: float sensor in the bottom which is necessary to prevent an accidental leakage of water inside the appliance.		The Aquatest sensor is an electronic sensor that measures the degree of water transparency at the end of the initial soaking phase. Based on the values measured, the sensor sets the most suitable programme, thus obtaining the best washing results with the minimum amount of water.
	To improve the drying of dishes without leaving stains.		86 cm high
	Delay Timer: Option to postpone the start of the desired programme by up to 24 hours in order to programme the dishwasher to run at the desired time.		The FlexiFit hinges allow the kitchen panel to slide over the dishwasher door, allowing a minimum kitchen plinth height of 5 cm.
	FlexiZone: The 1/2 load flexizone allows you to wash a reduced load saving energy, water and time and there are no restrictions on where the items are placed.		Smeg's evolution towards more intelligent and eco-friendly models has led to the choice of Inverter technology, which significantly reduces consumption.
	Noise Level: Excellent insulation and special devices keep noise to a minimum.		Orbital wash system distributes water evenly throughout the 60cm dishwasher cavity, directing water with precision to ensure an excellent wash.
	Auto 45°- 65°: The auto programme regulates the length of a cycle depending on the need for a pre-wash and the number of rinses required.		Delicate: Delicate washing program is designed for delicate dishes which are not heavily soiled.
	PRG_RINSE_72dpi		Ultraclean: The Ultraclean option performs a final rinse at a high temperature of 70°C eliminating virtually all bacteria.
	15 place settings: Number of place settings.		System WaterSave ensures the best washing results with minimal water consumption depending on the model of dishwasher.
	Dishwasher cleaning cycle. The cycle should be started with the machine empty, without dishes. It is recommended to run the program every 2-3 months, using special dishwasher detergents.		SILENT: Wash cycle suitable for normally soiled dishes, even with dried-on residues. Ensures maximum noise reduction and is therefore ideal if you wish to run it during the night.
	Allows you to enable additional programs when selected together with any wash cycle. After having selected the required wash cycle, press the button (	The Dry Assist + option, in addition to saving energy, ensures perfect drying of the dishes by opening the door automatically at the end of the washing cycle.