

# DWA615DX3



Product Family	Dishwashers
Commercial width	60 cm
Commercial height	85 cm
Installation	Free-standing
N° baskets	3, FlexiDuo
EAN code	8017709310950



## Programs



N. of programmes	10+1	Intense	Yes
Washing temperatures	38, 45, 50, 55, 65, 70, 75 °C	Self clean	Yes
Soak	Yes	Sterilise	Yes
Express 27'	Yes	1/2 load	
Crystal	Yes	Delicate	Yes
Full express - 60 minutes	Yes	Regular	Yes
Auto sensor 45-65	Yes	Normal ECO	Yes

## Options



Dry Assist option		1/2 load FlexiZone option	Yes
Dry Assist+ option	Yes	Options for tabs FlexiTabs	
Delay timer option	Up to 24 hours	Special programs option	Yes

## Baskets



Basket colour	Grey	Largest loadable dish in upper basket	19,0 cm
Basket components colour	Grey	Lower Basket	With completely foldable racks and glass holder

<b>Handle</b>	In plastic with stainless steel insert on upper and lower basket	<b>Lower basket with anti-drip inserts</b>	Yes
<b>Upper Basket</b>	With 1 foldable rack	<b>Largest loadable dish in lower basket</b>	30,0 cm
<b>Glass holder</b>	Yes	<b>Colour Inner Components</b>	Blue
<b>Height adjustment of the upper basket</b>	On three levels	<b>Cutlery basket</b>	13 place settings sliding
<b>Upper basket with EasyGlide System</b>	Yes		

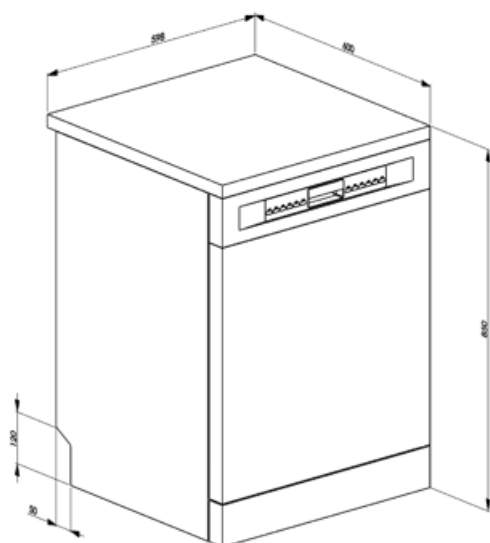
## Technical Features



<b>Width (mm)</b>	598 mm	<b>Water softener</b>	With electronic setting
<b>Depth (mm)</b>	600 mm	<b>Turbidity sensor</b>	Yes
<b>Display type</b>	LED (external)	<b>Aquatest</b>	
<b>Product Height (mm)</b>	848 mm	<b>Flood protection system</b>	Total Acquastop
<b>Controls</b>	Electronic	<b>Water supply</b>	Single; cold/hot water max. 60°C - energysave with hot water up to 35%
<b>Display</b>	Delayed start, Programme time indicator, Time to end indication	<b>Max water hardness</b>	100°FH;58°dH
<b>Programme graphics</b>	Symbols	<b>Drying system</b>	Natural condenser drying, with EnerSave automatic door opening system at the end of the cycle
<b>On/off indicator</b>	Yes	<b>Tub material</b>	Stainless steel
<b>Salt light indicator</b>	Light	<b>Filter</b>	Stainless steel
<b>Rinse aid indicator</b>	Light	<b>Concealed heating element</b>	Yes
<b>Progress indicator</b>	Yes	<b>Hinges</b>	Self balancing with fixed hinges
<b>End of cycle indicator</b>	On display, with acoustic signal	<b>Adjustable feet</b>	Just for levelling
<b>Auto switch-off</b>	Yes	<b>Back cover</b>	Yes, with covered counterweight
<b>Washing system</b>	Planetarium	<b>Depth of dishwasher with open door (mm)</b>	1168 mm
<b>Third spray arm</b>	Single	<b>Removable top</b>	Yes, with optional KIT

## Electrical Connection

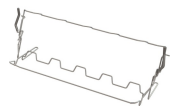
<b>Connected power</b>	1800 W	<b>Type of connection</b>	Single-phase
<b>Current</b>	10 A	<b>Power supply cable length</b>	140 cm
<b>Voltage</b>	220-240 V	<b>Plug</b>	(I) Australia
<b>Frequency (Hz)</b>	50 Hz		



---


## Compatible Accessories

---



### KITGH

Kit glass holder. It has to be fitted on the first basket but only if there are foldable racks



### KITINC

























a steel bar fitted on the top will block the dishwasher at the top.



### KITPLV2

Kit extension for dishwasher and washing machine: lenght mt. 2

## Symbols glossary

	Aquatest measures the clarity of the water during an auto program, and automatically ensures the minimum consumption of water and energy.		Anti-drip: Some models of dishwashers are equipped with special polymer nozzles anti-drip, that improve the process of drying.
	Delay Timer: The delay timer can postpone the start of the program by up to 24 hours.		LED display: to show programmes, functions and options selected and the time to the end of the cycle.
	The Dry Assist + option, in addition to saving energy, ensures perfect drying of the dishes by opening the door automatically at the end of the wash c		EasyGlide: Convenient EasyGlide system for easy unloading of the appliance that allows reaching maximum flexibility of load of the machine.
	FlexiDuo: The FlexiDuo 3rd cutlery basket allows you to arrange cutlery or small cups, ladles, or bulky utensils however you like: it consists of two separate and moveable modules.		FlexiZone: The ½ load flexizone allows you to wash a reduced load saving energy, water and time and there are no restrictions on where the items are placed.
	Noise Level: Excellent insulation and special devices keep noise to a minimum.		PLANETARIUM_WASHING_SYSTEM_72dpi
	Auto 45°- 65°: The auto programme regulates the length of a cycle depending on the need for a pre-wash and the number of rinses required.		Crystals: The Crystals programme is dedicated to delicate dishes such as glasses and china.
	Delicate: Delicate washing program is designed for delicate dishes which are not heavily soiled.		...
	...		...
	Soak programme: The soak programme provides a rinse to prevent dirt from drying.		Rapid 27 Mins: The rapid 27 mins quick program takes just 27 minutes to wash a load.
	Ultraclean: The Ultraclean option performs a final rinse at a high temperature of 70°C eliminating virtually all bacteria.		REF_PRG_NORMAL_ECO_72dpi
	The symbols show the number of plate settings of the dishwasher.		Total Acquastop: In addition to the partial Acquastop protection present in all Smeg dishwashers, some models have an electronic device fitted to the water intake hose, which monitors water levels in the machine, detects leaks in the hose and switches off the water supply immediately when necessary.
	...		...