

DWA6315W

Product Family	Dishwashers
Width	60 cm
Commercial height	85 cm
Installation	Free-standing
N° baskets	3, Flexi
Motor	Single phase
EAN code	8017709217600




Programmes



No. of programmes	5+5 quick programmes	ECO Quick	Yes
Washing temperatures	38, 45, 50, 65, 70 °C	Daily Quick	Yes
Soak	Yes	Normal Quick	Yes
Rapid 27'	Yes	Auto 60-70	Yes
ECO	Yes	Strong and fast	Yes
Ultraclean	Yes	Normal ECO	Yes

Options



Energy saving option EnerSave	Yes	Options for tabs FlexiTabs	Yes
Delay timer option	Up to 24 hours, with automatic soak	Quick Time option	Yes
1/2 load FlexiZone option (varied distribution)	Yes		

Baskets



Basket colour	Grey	Largest loadable dish in upper basket	18,5 cm
Basket components colour	Grey	Lower Basket	With completely foldable racks and glass holder

Handle	In plastic with stainless steel insert on upper and lower basket	Lower basket with anti-drip inserts	Yes
Upper Basket	With central fixed racks	Largest loadable dish in lower basket	30,0 cm
Height adjustment of the upper basket	On three levels	Cutlery basket	13 place settings sliding
Upper basket with EasyGlide System	Yes		

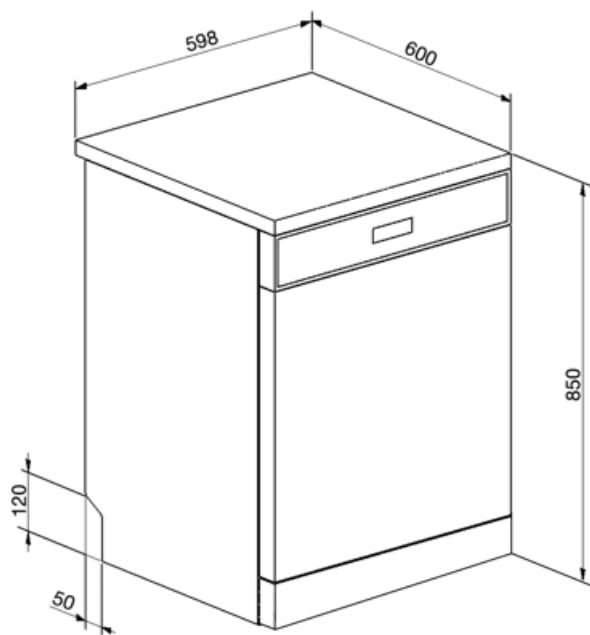
Technical Features



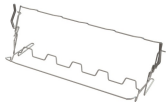
Width (mm)	598 mm	Turbidity sensor	Yes
Depth (mm)	600 mm	Aquatest	
Display type	LED (external)	Flood protection system	Total Acquastop
Product Height (mm)	848 mm	Water supply	Single; cold/hot water max. 60°C - energysave with hot water up to 35%
Controls	Electronic	Max water hardness	100°FH;58°dH
Display	Delayed start, Programme time indicator, Time to end indication	Drying system	Natural condenser drying
Programme graphics	Symbols	Child safety system (door lock)	Yes
On/off indicator	Yes	Tank material	Stainless steel
Salt light indicator	Light	Filter	Stainless steel
Rinse aid indicator	Light	Concealed heating element	Yes
Progress indicator	Yes	Hinges	Self balancing with fixed hinges
End of cycle indicator	On display, with acoustic signal	Adjustable feet	Just for levelling
Washing system	Orbital	Insulation level	Medium
Third spray arm	Single	Back cover	Yes, with covered counterweight
Water softener	With electronic setting	Depth of dishwasher with open door (mm)	1168
		Removable top	Yes, with optional KIT

Electrical Connection

Plug	(I) Australia	Frequency (Hz)	50 Hz
Connected power	1800 W	Type of connection	Single-phase
Current	10 A	Power supply cable length	140 cm
Voltage	220-240 V		




Not included accessories



KITGH

Kit glass holder. It has to be fitted on the first basket but only if there are foldable racks



KITINC






















a steel bar fitted on the top will block the dishwasher at the top.



KITPLV2

Kit extension for dishwasher and washing machine: length mt. 2

Symbols glossary

 <p>Aquatest measures the clarity of the water during an auto program, and automatically ensures the minimum consumption of water and energy.</p>	 <p>Anti-drip: Some models of dishwashers are equipped with special polymer nozzles anti-drip, that improve the process of drying.</p>
 <p>Child lock: some models are fitted with a device to lock the programme/cycle so it cannot be accidentally changed.</p>	 <p>Delay Timer: The delay timer can postpone the start of the program by up to 24 hours.</p>
 <p>LED display: to show programmes, functions and options selected and the time to the end of the cycle.</p>	 <p>EasyGlide: Convenient EasyGlide system for easy unloading of the appliance that allows reaching maximum flexibility of load of the machine.</p>
 <p>Flexitabs: Flexitabs adjusts the wash cycle to give the best possible results regardless of the type of detergent used.</p>	 <p>FlexiZone: The ½ load flexizone allows you to wash a reduced load saving energy, water and time and there are no restrictions on where the items are placed.</p>
 <p>Noise Level: Excellent insulation and special devices keep noise to a minimum.</p>	 <p>Orbital wash system distributes water evenly throughout the 60cm dishwasher cavity, directing water with precision to ensure an excellent wash.</p>
 <p>Auto 60° - 70°: The auto program regulates the length of a cycle depending on the need for a pre-wash and the number of rinses required.</p>	 <p>Daily Quick: The daily program is suitable for quick daily washing of dishes.</p>
 <p>Eco: Eco, this economic wash programme uses a low amount of water and energy in order to provide the most environmentally friendly cleaning option.</p>	 <p>Eco: Eco, this economic wash programme uses a low amount of water and energy in order to provide the most environmentally friendly cleaning option.</p>
 <p>Normal Quick: Program Normal Quick is suitable for quick washing of mixed dishes, for everyday use.</p>	 <p>Soak programme: The soak programme provides a rinse to prevent dirt from drying.</p>
 <p>Strong&Fast: This special programme takes less than 1 hour to eliminate the most stubborn dirt and dried on residues.</p>	 <p>REF_PRG_NORMAL_ECO_72dpi</p>
 <p>The symbols show the number of plate settings of the dishwasher.</p>	 <p>Total Acquastop: In addition to the partial Acquastop protection present in all Smeg dishwashers, some models have an electronic device fitted to the water intake hose, which monitors water levels in the machine, detects leaks in the hose and switches off the water supply immediately when necessary.</p>
 <p>System WaterSave ensures the best washing results with minimal water consumption depending on the model of dishwasher.</p>	