

DWA6315X3

| | |
|-------------------|---------------|
| Product Family | Dishwashers |
| Commercial width | 60 cm |
| Commercial height | 85 cm |
| Installation | Free-standing |
| N° baskets | 3, Flexi |
| EAN code | 8017709297121 |




Programs



| | | | |
|----------------------|-----------------------|--------------------|-----|
| N. of programmes | 5+5 quick programmes | Delicate and Quick | Yes |
| Washing temperatures | 38, 45, 50, 65, 70 °C | Daily Quick | Yes |
| Soak | Yes | Auto 60-70 | Yes |
| Rapid 27' | Yes | Strong and fast | Yes |
| Ultraclean | Yes | Regular | Yes |
| Regular Quick | Yes | Normal ECO | Yes |

Options



| | | | |
|---------------------------|----------------|----------------------------|-----|
| Enersave option | Yes | Options for tabs FlexiTabs | Yes |
| Delay timer option | Up to 24 hours | Quick Time option | Yes |
| 1/2 load FlexiZone option | Yes | | |

Baskets



| | | | |
|--------------------------|--|---------------------------------------|---|
| Basket colour | Grey | Largest loadable dish in upper basket | 19,0 cm |
| Basket components colour | Grey | Lower Basket | With completely foldable racks and glass holder |
| Handle | In plastic with stainless steel insert on upper and lower basket | Lower basket with anti-drip inserts | Yes |

| | | | |
|--|--------------------------|--|---------------------------|
| Upper Basket | With central fixed racks | Largest loadable dish in lower basket | 30,0 cm |
| Height adjustment of the upper basket | On three levels | Colour Inner Components | Blue |
| Upper basket with EasyGlide System | Yes | Cutlery basket | 13 place settings sliding |

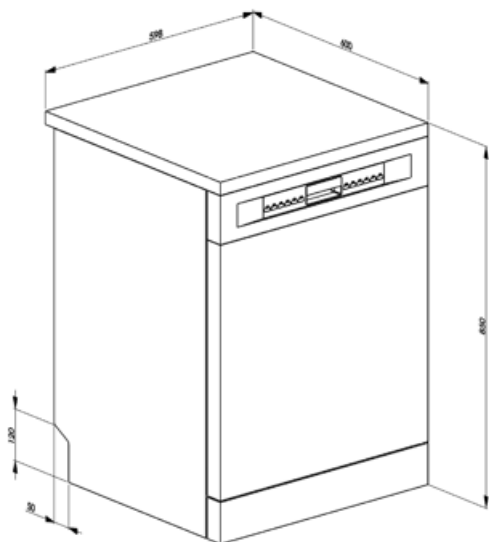
Technical Features



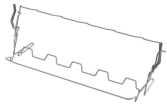
| | | | |
|-------------------------------|---|--|---|
| Width (mm) | 598 mm | Water softener | With electronic setting |
| Depth (mm) | 600 mm | Turbidity sensor Aquatest | Yes |
| Display type | LED (external) | Flood protection system | Total Acquastop |
| Product Height (mm) | 848 mm | Water supply | Single; cold/hot water max. 60°C - energysave with hot water up to 35% |
| Controls | Electronic | Max water hardness | 100°FH;58°dH |
| Display | Delayed start, Programme time indicator, Time to end indication | Drying system | Natural condenser drying, with EnerSave automatic door opening system at the end of the cycle |
| Programme graphics | Symbols | Filter | Stainless steel |
| On/off indicator | Yes | Concealed heating element | Yes |
| Salt light indicator | Light | Hinges | Self balancing with fixed hinges |
| Rinse aid indicator | Light | Adjustable feet | Just for levelling |
| Progress indicator | Yes | Back cover | Yes, with covered counterweight |
| End of cycle indicator | On display, with acoustic signal | Depth of dishwasher with open door (mm) | 1168 mm |
| Washing system | Orbital | Removable top | Yes, with optional KIT |
| Third spray arm | Single | | |

Electrical Connection

| | | | |
|------------------------|-----------|----------------------------------|---------------|
| Connected power | 1800 W | Type of connection | Single-phase |
| Current | 10 A | Power supply cable length | 140 cm |
| Voltage | 220-240 V | Plug | (I) Australia |
| Frequency (Hz) | 50 Hz | | |




Compatible Accessories



KITGH

Kit glass holder. It has to be fitted on the first basket but only if there are foldable racks



KITINC




















a steel bar fitted on the top will block the dishwasher at the top.



KITPLV2

Kit extension for dishwasher and washing machine: lenght mt. 2

Symbols glossary

| | | | |
|--|---|---|--|
|  | Aquatest measures the clarity of the water during an auto program, and automatically ensures the minimum consumption of water and energy. |  | Anti-drip: Some models of dishwashers are equipped with special polymer nozzles anti-drip, that improve the process of drying. |
|  | Delay Timer: The delay timer can postpone the start of the program by up to 24 hours. |  | LED display: to show programmes, functions and options selected and the time to the end of the cycle. |
|  | EasyGlide: Convenient EasyGlide system for easy unloading of the appliance that allows reaching maximum flexibility of load of the machine. |  | Fingerprint proof stainless steel: Fingerprint proof stainless steel keeps stainless steel looking as good as new. |
|  | Flexitabs: Flexitabs adjusts the wash cycle to give the best possible results regardless of the type of detergent used. |  | FlexiZone: The ½ load flexizone allows you to wash a reduced load saving energy, water and time and there are no restrictions on where the items are placed. |
|  | Noise Level: Excellent insulation and special devices keep noise to a minimum. |  | Orbital wash system distributes water evenly throughout the 60cm dishwasher cavity, directing water with precision to ensure an excellent wash. |
|  | Auto 60° - 70°: The auto program regulates the length of a cycle depending on the need for a pre-wash and the number of rinses required. |  | Daily Quick: The daily program is suitable for quick daily washing of dishes. |
|  | Delicate Quick: Program Delicate Quick is suitable for quick washing of delicate dishes. |  | Soak programme: The soak programme provides a rinse to prevent dirt from drying. |
|  | Strong&Fast: This special programme takes less than 1 hour to eliminate the most stubborn dirt and dried on residues. |  | REF_PRG_NORMAL_ECO_72dpi |
|  | The symbols show the number of plate settings of the dishwasher. |  | Total Acquastop: In addition to the partial Acquastop protection present in all Smeg dishwashers, some models have an electronic device fitted to the water intake hose, which monitors water levels in the machine, detects leaks in the hose and switches off the water supply immediately when necessary. |
|  | The Regular programme is for dishes with regular dirt, even with dried-on residues. | | |