

# DWAFI6224-4



Product Family	Dishwashers
Commercial width	60 cm
Commercial height	82 cm
Installation	Fully-integrated built-in
Kitchen panel	Not supplied
N° baskets	2
Motor	Single phase
EAN code	8017709344047



## Programs



N. of programmes	10+1	Mix	Yes
Washing temperatures	38, 50, 55, 65, 70, 75 °C	Self clean	Yes
Soak	Yes	Hygiene 99,9%	Yes
Express 27'	Yes	Delicate	Yes
Crystal	Yes	Intensive 70°	Yes
Full express - 60 minutes	Yes	Normal ECO	Yes
Light soiling	Yes		

## Options



Dry Assist+ option	Yes	1/2 load FlexiZone option	Yes
Delay timer option	Up to 24 hours	Special programs option	Yes

## Baskets



Basket colour	Grey	Lower Basket	With 4 foldable racks
Basket components colour	Grey	Lower basket with anti-drip inserts	Yes
Handle	In plastic on upper and lower basket	Largest loadable dish in lower basket	30,0 cm

<b>Upper Basket</b>	With central fixed racks	<b>Colour Inner Components</b>	Blue
<b>Height adjustment of the upper basket</b>	On three levels	<b>Cutlery basket</b>	13 place settings sliding
<b>Largest loadable dish in upper basket</b>	19,0 cm		

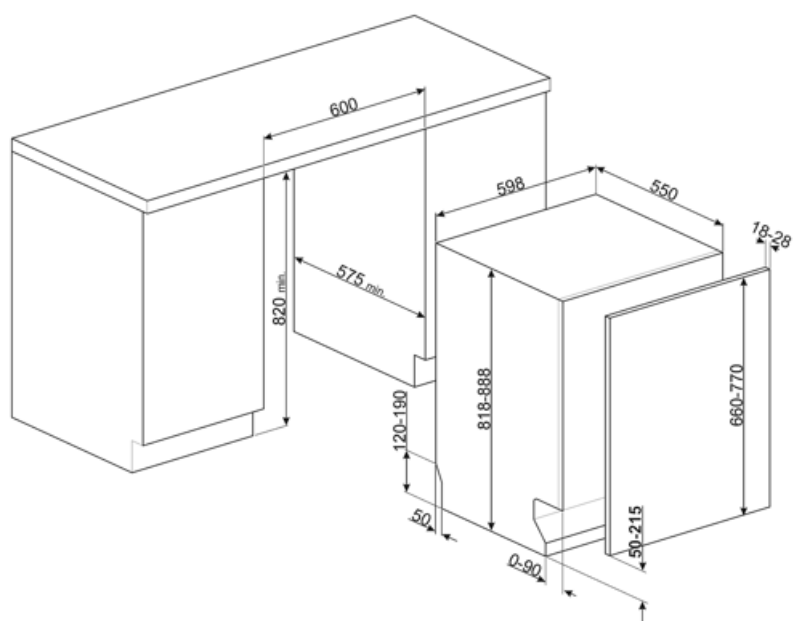
## Technical Features



<b>Width (mm)</b>	598 mm	<b>Steam protection</b>	In plastic
<b>Depth (mm)</b>	570 mm	<b>Tube material</b>	Stainless steel
<b>Product Height (mm)</b>	818 mm	<b>Filter</b>	Stainless steel
<b>Controls</b>	Electronic	<b>Concealed heating element</b>	Yes
<b>Programme graphics</b>	Symbols	<b>Hinges</b>	Self balancing with fixed hinges
<b>On/off indicator</b>	Yes	<b>Min. and max. frontal panel weight</b>	2 - 9 kg
<b>Rinse aid indicator</b>	Light	<b>Min. and max plinth height</b>	100 - 228 mm
<b>End of cycle indicator</b>	Acoustic signal	<b>Adjustable feet</b>	7cm, from 820 to 890 mm
<b>Washing system</b>	Orbital	<b>Additional gaskets</b>	Yes, with stainless steel plate
<b>Third spray arm</b>	Single	<b>Back cover</b>	Yes
<b>Flood protection system</b>	Total Acquastop	<b>Depth of dishwasher with open door (mm)</b>	1146
<b>Water supply</b>	Single; cold/hot water max. 60°C - energysave with hot water up to 35%	<b>Back feet adjustable from front</b>	Yes
<b>Max water hardness</b>	100°FH;58°dH	<b>Top cover</b>	In plastic
<b>Drying system</b>	Natural condenser drying, with Dry Assist + automatic door opening system at the end of the cycle		

## Electrical Connection

<b>Plug</b>	(I) Australia	<b>Frequency (Hz)</b>	50 Hz
<b>Connected power</b>	1800 W	<b>Type of connection</b>	Single-phase
<b>Current</b>	10 A	<b>Power supply cable length</b>	140 cm
<b>Voltage</b>	220-240 V		



## Compatible Accessories



**KIT82CN**



**KIT82SPRAN**



**KIT82SPRX**



**KIT82CX**



**KIT82SPRMW**



**KITGH**

Kit glass holder. It has to be fitted on the first basket but only if there are foldable racks



**KITPL60FABB**

Toe kick Kit in White colour with adjustable height. Can be fitted over all the fully integrated and underbench models with Fixed Fulcrum. Can be installed also on the models with variable fulcrum or flexifit hinges.



**KITPL60FABN**

Toe kick Kit in Black colour with adjustable height. Can be fitted over all the fully integrated and underbench models with Fixed Fulcrum. Can be installed also on the models with variable fulcrum or flexifit hinges.



**KITPL60FABX**























Toe kick Kit in Stainless Steel with adjustable height. Can be fitted over all the fully integrated and underbench models with Fixed Fulcrum. Can be installed also on the models with variable fulcrum or flexifit hinges.



**KITPLV2**

Kit extension for dishwasher and washing machine: lenght mt. 2

## Symbols glossary

	Anti-drip: Some models of dishwashers are equipped with special polymer nozzles anti-drip, that improve the process of drying.		COMM_HEIGHT_82_72dpi
	Delay Timer: The delay timer can postpone the start of the program by up to 24 hours.		FlexiZone: The ½ load flexizone allows you to wash a reduced load saving energy, water and time and there are no restrictions on where the items are placed.
	Noise Level: Excellent insulation and special devices keep noise to a minimum.		Orbital wash system distributes water evenly throughout the 60cm dishwasher cavity, directing water with precision to ensure an excellent wash.
	Crystals: The Crystals programme is dedicated to delicate dishes such as glasses and china.		Delicate: Delicate washing program is designed for delicate dishes which are not heavily soiled.
	Normal programme: The normal programme is suitable for normal degrees of dirt for everyday use.		...
	...		Soak programme: The soak programme provides a rinse to prevent dirt from drying.
	Rapid 27 Mins: The rapid 27 mins quick program takes just 27 minutes to wash a load.		Ultraclean: The Ultraclean option performs a final rinse at a high temperature of 70°C eliminating virtually all bacteria.
	REF_PRG_NORMAL_ECO_72dpi		The symbols show the number of plate settings of the dishwasher.
	Total Acquastop: In addition to the partial Acquastop protection present in all Smeg dishwashers, some models have an electronic device fitted to the water intake hose, which monitors water levels in the machine, detects leaks in the hose and switches off the water supply immediately when necessary.		System WaterSave ensures the best washing results with minimal water consumption depending on the model of dishwasher.
	...		The Dry Assist + option, in addition to saving energy, ensures perfect drying of the dishes by opening the door automatically at the end of the wash cycle.
	HYGIENE 99.9% High-temperature washing programme. The 75° rinse guarantees the removal of 99.9% of germs and bacteria, making it ideal for sanitising		LIGHT SOILING Washing programme with low water and energy consumption.

---

## Benefit (TT)

---

### **Orbital Wash System**

Even water distribution, deep cleaning and low noise thanks to the dual rotating spray arms

Orbital washing system, which, thanks to its double arm, its 7 water exit points and thanks to overlapping and simultaneous rotations and 40 rotations per minute, allows ample coverage of the tank area, thus guaranteeing optimal results in any basket-loading configuration.

### **DryAssist+**

The Dry Assist+ system of automatic door opening at the end of the cycle ensures fast and energy-efficient drying