

# DWAU6214X4



Product Family	Dishwashers
Commercial width	60 cm
Commercial height	82 cm
Installation	Partially-integrated built-in
N° baskets	2
Motor	Single phase
EAN code	8017709341763




## Programs



N. of programmes	5	Mix	Yes
Washing temperatures	45, 50, 65, 70, 75 °C	Hygiene 99,9%	Yes
Crystal	Yes	Normal ECO	Yes
Full express - 60 minutes	Yes		

## Options



Dry Assist+ option	Yes	Delay timer option	3-6-9 hours
--------------------	-----	--------------------	-------------

## Baskets



Basket colour	Grey	Lower Basket	With 2 foldable racks
Basket components colour	Grey	Lower basket with anti-drip inserts	Yes
Handle	In plastic on upper and lower basket	Largest loadable dish in lower basket	30,0 cm
Upper Basket	With central fixed racks	Colour Inner Components	Grey handles, Grey pastic plate for regulation second basket on three levels, Green Orbital
Height adjustment of the upper basket	On three levels	Cutlery basket	13 place settings sliding
Largest loadable dish in upper basket	25,0 cm		

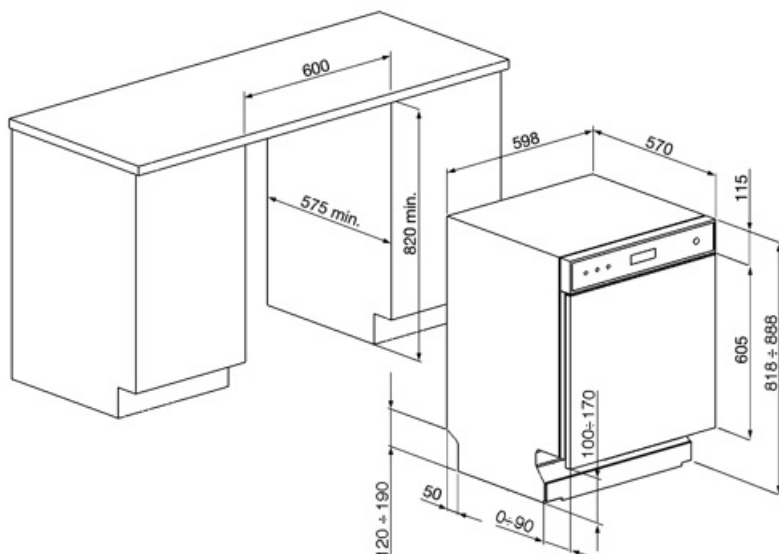
## Technical Features



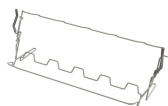
<b>Width (mm)</b>	598 mm	<b>Steam protection</b>	In plastic
<b>Depth (mm)</b>	570 mm	<b>Child safety system (door lock)</b>	Yes
<b>Product Height (mm)</b>	818 mm	<b>Tube material</b>	Stainless steel
<b>Controls</b>	Electronic	<b>Filter</b>	Stainless steel
<b>Programme graphics</b>	Symbols	<b>Concealed heating element</b>	Yes
<b>On/off indicator</b>	Yes	<b>Hinges</b>	Self balancing with fixed hinges
<b>Rinse aid indicator</b>	Light	<b>Min. and max plinth height</b>	100 - 170 mm
<b>End of cycle indicator</b>	Led on display, with acoustic signal	<b>Adjustable feet</b>	7cm, from 820 to 890 mm
<b>Auto switch-off</b>	Yes	<b>Additional gaskets</b>	Yes, with stainless steel plate
<b>Washing system</b>	Orbital	<b>Back cover</b>	Yes
<b>Third spray arm</b>	Single	<b>Depth of dishwasher with open door (mm)</b>	1146 mm
<b>Flood protection system</b>	Total Acquastop	<b>Back feet adjustable from front</b>	Yes
<b>Water supply</b>	Single; cold/hot water max. 60°C - energysave with hot water up to 35%	<b>Adjustable plinth</b>	By height and depth
<b>Max water hardness</b>	100°fH;58°dH	<b>Top cover</b>	In plastic
<b>Drying system</b>	Natural condenser drying, with Dry Assist + automatic door opening system at the end of the cycle		

## Electrical Connection

<b>Connected power</b>	1800 W	<b>Type of connection</b>	Single-phase
<b>Current</b>	10 A	<b>Power supply cable length</b>	140 cm
<b>Voltage</b>	220-240 V	<b>Plug</b>	(I) Australia
<b>Frequency (Hz)</b>	50 Hz		



## Compatible Accessories



### KITGH

Kit glass holder. It has to be fitted on the first basket but only if there are foldable racks



### KITPL60FABN

Toekick Kit in Black colour with adjustable height. Can be fitted over all the fully integrated and underbench models with Fixed Fulcrum. Can be installed also on the models with variable fulcrum or flexifit hinges.



### KITPLV2

Kit extension for dishwasher and washing machine: lenght mt. 2



### KITPL60FABB
















Toekick Kit in White colour with adjustable height. Can be fitted over all the fully integrated and underbench models with Fixed Fulcrum. Can be installed also on the models with variable fulcrum or flexifit hinges.



### KITPL60FABX

Toekick Kit in Stainless Steel with adjustable height. Can be fitted over all the fully integrated and underbench models with Fixed Fulcrum. Can be installed also on the models with variable fulcrum or flexifit hinges.

## Symbols glossary

 <p>Anti-drip: Some models of dishwashers are equipped with special polymer nozzles anti-drip, that improve the process of drying.</p>	 <p>Child lock: some models are fitted with a device to lock the programme/cycle so it cannot be accidentally changed.</p>
 <p>COMM_HEIGHT_82_72dpi</p>	 <p>Delay Timer: The delay timer can postpone the start of the program by up to 24 hours.</p>
 <p>The Dry Assist + option, in addition to saving energy, ensures perfect drying of the dishes by opening the door automatically at the end of the wash c</p>	 <p>Noise Level: Excellent insulation and special devices keep noise to a minimum.</p>
 <p>Orbital wash system distributes water evenly throughout the 60cm dishwasher cavity, directing water with precision to ensure an excellent wash.</p>	 <p>Crystals: The Crystals programme is dedicated to delicate dishes such as glasses and china.</p>
 <p>Quick wash cycle for normally soiled mixed loads such as dishes and pans, even with dried-on residues. Dishes are washed and dried in 60 minutes.</p>	 <p>Normal programme: The normal programme is suitable for normal degrees of dirt for everyday use.</p>
 <p>HYGIENE 99.9% High-temperature washing programme. The 75° rinse guarantees the removal of 99.9% of germs and bacteria, making it ideal for sanitising</p>	 <p>REF_PRG_NORMAL_ECO_72dpi</p>
 <p>The symbols show the number of plate settings of the dishwasher.</p>	 <p>Total Acquastop: In addition to the partial Acquastop protection present in all Smeg dishwashers, some models have an electronic device fitted to the water intake hose, which monitors water levels in the machine, detects leaks in the hose and switches off the water supply immediately when necessary.</p>
 <p>System WaterSave ensures the best washing results with minimal water consumption depending on the model of dishwasher.</p>	