

# DWAU6224N4



Product Family	Dishwashers
Commercial width	60 cm
Commercial height	82 cm
Installation	Partially-integrated built-in
N° baskets	2
Motor	Single phase
EAN code	8017709345891



## Programs



N. of programmes	10	Light soiling	Yes
Washing temperatures	38, 50, 55, 65, 70, 75 °C	Mix	Yes
Soak	Yes	Hygiene 99,9%	Yes
Express 27'	Yes	Delicate	Yes
Crystal	Yes	Intensive 70°	Yes
Full express - 60 minutes	Yes	Normal ECO	Yes

## Options



Dry Assist+ option	Yes	1/2 load FlexiZone option	Yes
Delay timer option	3-6-9-12 hours	Special programs option	Yes

## Baskets



Basket colour	Grey	Lower Basket	With 4 foldable racks
Basket components colour	Grey	Lower basket with anti-drip inserts	Yes
Handle	In plastic on upper and lower basket	Largest loadable dish in lower basket	30,0 cm
Upper Basket	With central fixed racks		

<b>Height adjustment of the upper basket</b>	On three levels	<b>Colour Inner Components</b>	Blue
<b>Largest loadable dish in upper basket</b>	19,0 cm	<b>Cutlery basket</b>	13 place settings sliding

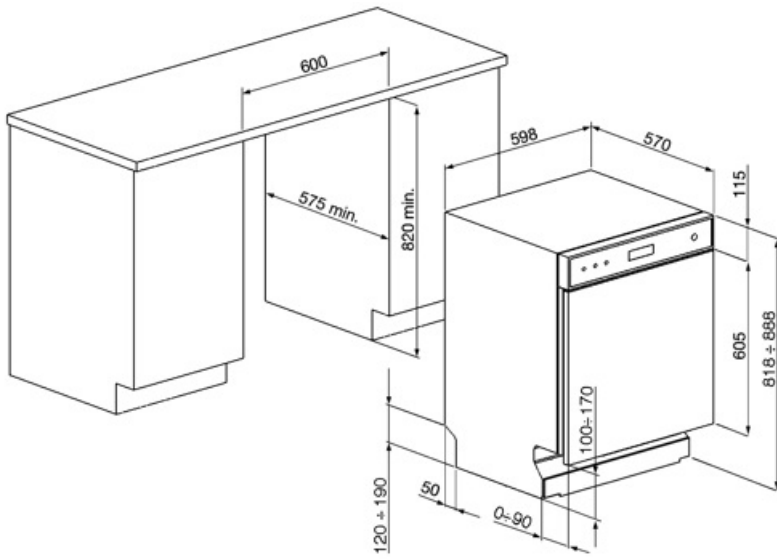
## Technical Features



<b>Width (mm)</b>	598 mm	<b>Drying system</b>	Natural condenser drying, with Dry Assist + automatic door opening system at the end of the cycle
<b>Depth (mm)</b>	570 mm	<b>Steam protection</b>	In plastic
<b>Product Height (mm)</b>	818 mm	<b>Child safety system (door lock)</b>	Yes
<b>Controls</b>	Electronic	<b>Tub material</b>	Stainless steel
<b>Programme graphics</b>	Symbols	<b>Filter</b>	Stainless steel
<b>On/off indicator</b>	Yes	<b>Concealed heating element</b>	Yes
<b>Rinse aid indicator</b>	Light	<b>Hinges</b>	Self balancing with fixed hinges
<b>Progress indicator</b>	Yes	<b>Min. and max plinth height</b>	100 - 170 mm
<b>End of cycle indicator</b>	Led on display, with acoustic signal	<b>Adjustable feet</b>	7cm, from 820 to 890 mm
<b>Auto switch-off</b>	Yes	<b>Additional gaskets</b>	Yes, with stainless steel plate
<b>Washing system</b>	Orbital	<b>Back cover</b>	Yes
<b>Third spray arm</b>	Single	<b>Depth of dishwasher with open door (mm)</b>	1146 mm
<b>Flood protection system</b>	Total Acquastop	<b>Back feet adjustable from front</b>	Yes
<b>Water supply</b>	Single; cold/hot water max. 60°C - energysave with hot water up to 35%	<b>Adjustable plinth</b>	By height and depth
<b>Max water hardness</b>	100°FH;58°dH	<b>Top cover</b>	In plastic

## Electrical Connection

<b>Connected power</b>	1800 W	<b>Type of connection</b>	Single-phase
<b>Current</b>	10 A	<b>Power supply cable length</b>	140 cm
<b>Voltage</b>	220-240 V	<b>Plug</b>	(I) Australia
<b>Frequency (Hz)</b>	50 Hz		



## Compatible Accessories



### KITGH

Kit glass holder. It has to be fitted on the first basket but only if there are foldable racks



### KITPL60FABN

Toekick Kit in Black colour with adjustable height. Can be fitted over all the fully integrated and underbench models with Fixed Fulcrum. Can be installed also on the models with variable fulcrum or flexifit hinges.



### KITPLV2

Kit extension for dishwasher and washing machine: lenght mt. 2



### KITPL60FABB

Toekick Kit in White colour with adjustable height. Can be fitted over all the fully integrated and underbench models with Fixed Fulcrum. Can be installed also on the models with variable fulcrum or flexifit hinges.



### KITPL60FABX

Toekick Kit in Stainless Steel with adjustable height. Can be fitted over all the fully integrated and underbench models with Fixed Fulcrum. Can be installed also on the models with variable fulcrum or flexifit hinges.

---

## Alternative products
























---



**DWAU6224X4**

**Colour:** Stainless steel

## Symbols glossary

 <p>Anti-drip: Some models of dishwashers are equipped with special polymer nozzles anti-drip, that improve the process of drying.</p>	 <p>Child lock: some models are fitted with a device to lock the programme/cycle so it cannot be accidentally changed.</p>
 <p>COMM_HEIGHT_82_72dpi</p>	 <p>Delay Timer: The delay timer can postpone the start of the program by up to 24 hours.</p>
 <p>Fingerprint proof stainless steel: Fingerprint proof stainless steel keeps stainless steel looking as good as new.</p>	 <p>FlexiZone: The ½ load flexizone allows you to wash a reduced load saving energy, water and time and there are no restrictions on where the items are placed.</p>
 <p>Noise Level: Excellent insulation and special devices keep noise to a minimum.</p>	 <p>Orbital wash system distributes water evenly throughout the 60cm dishwasher cavity, directing water with precision to ensure an excellent wash.</p>
 <p>Crystals: The Crystals programme is dedicated to delicate dishes such as glasses and china.</p>	 <p>Delicate: Delicate washing program is designed for delicate dishes which are not heavily soiled.</p>
 <p>Normal programme: The normal programme is suitable for normal degrees of dirt for everyday use.</p>	 <p>Soak programme: The soak programme provides a rinse to prevent dirt from drying.</p>
 <p>Rapid 27 Mins: The rapid 27 mins quick program takes just 27 minutes to wash a load.</p>	 <p>Ultraclean: The Ultraclean option performs a final rinse at a high temperature of 70°C eliminating virtually all bacteria.</p>
 <p>REF_PRG_NORMAL_ECO_72dpi</p>	 <p>The symbols show the number of plate settings of the dishwasher.</p>
 <p>Total Acquastop: In addition to the partial Acquastop protection present in all Smeg dishwashers, some models have an electronic device fitted to the water intake hose, which monitors water levels in the machine, detects leaks in the hose and switches off the water supply immediately when necessary.</p>	 <p>System WaterSave ensures the best washing results with minimal water consumption depending on the model of dishwasher.</p>
 <p>Quick wash cycle for normally soiled mixed loads such as dishes and pans, even with dried-on residues. Dishes are washed and dried in 60 minutes.</p>	 <p>Allows you to enable additional programs when selected together with any wash cycle.</p>
 <p>The Dry Assist + option, in addition to saving energy, ensures perfect drying of the dishes by opening the door automatically at the end of the wash cycle.</p>	 <p>HYGIENE 99.9% High-temperature washing programme. The 75°C rinse guarantees the removal of 99.9% of germs and bacteria, making it ideal for sanitising.</p>
 <p>LIGHT SOILING Washing programme with low water and energy consumption.</p>	