

DWAU6315X3



Product Family	Dishwashers
Commercial width	60 cm
Commercial height	82 cm
Installation	Under counter built-in
N° baskets	3, Flexi
EAN code	8017709297176




Programs



N. of programmes	5+5 quick programmes	Delicate and Quick	Yes
Washing temperatures	45, 50, 65, 70 °C	Daily Quick	Yes
Soak	Yes	Auto 60-70	Yes
Rapid 27'	Yes	Strong and fast	Yes
Ultraclean	Yes	Regular	Yes
Regular Quick	Yes	Normal ECO	Yes

Options



Enersave option	Yes	Options for tabs	Yes
Delay timer option	Up to 24 hours	FlexiTabs	
1/2 load FlexiZone option	Yes	Quick Time option	Yes

Baskets



Basket colour	Grey	Largest loadable dish in upper basket	19,0 cm
Basket components colour	Grey	Lower Basket	With completely foldable racks and glass holder
Handle	In plastic with stainless steel insert on upper and lower basket	Lower basket with anti-drip inserts	Yes

Upper Basket	With central fixed racks	Largest loadable dish in lower basket	30,0 cm
Height adjustment of the upper basket	On three levels	Colour Inner Components	Blue
Upper basket with EasyGlide System	Yes	Cutlery basket	13 place settings sliding

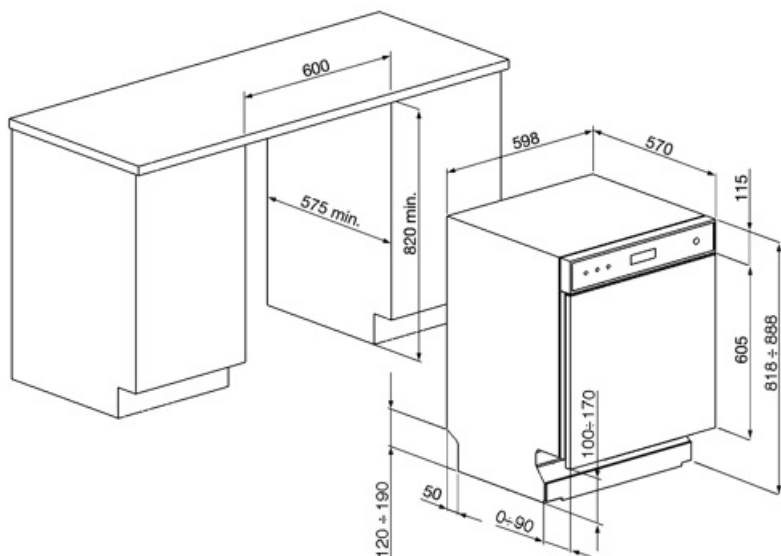
Technical Features



Width (mm)	598 mm	Max water hardness	100°fH;58°dH
Depth (mm)	570 mm	Drying system	Natural condenser drying, with EnerSave automatic door opening system at the end of the cycle
Display type	LED (external)	Steam protection	In plastic
Product Height (mm)	818 mm	Tube material	Stainless steel
Controls	Electronic	Filter	Stainless steel
Display	Delayed start, Programme time indicator, Time to end indication	Concealed heating element	Yes
Programme graphics	Symbols	Hinges	Self balancing with fixed hinges
Rinse aid indicator	Light	Min. and max plinth height	100 - 170 mm
Progress indicator	Yes	Adjustable feet	7cm, from 820 to 890 mm
End of cycle indicator	On display, with acoustic signal	Additional gaskets	Yes, with stainless steel plate
Washing system	Orbital	Back cover	Yes
Third spray arm	Single	Depth of dishwasher with open door (mm)	1146 mm
Turbidity sensor	Yes	Adjustable plinth	By height and depth
Aquatest		Top cover	In plastic
Flood protection system	Total Acquastop		
Water supply	Single; cold/hot water max. 60°C - energysave with hot water up to 35%		

Electrical Connection

Connected power	1800 W	Type of connection	Single-phase
Current	10 A	Power supply cable length	140 cm
Voltage	220-240 V	Plug	(I) Australia
Frequency (Hz)	50 Hz		



Compatible Accessories



KITGH

Kit glass holder. It has to be fitted on the first basket but only if there are foldable racks



KITPL60FABN

Toekick Kit in Black colour with adjustable height. Can be fitted over all the fully integrated and underbench models with Fixed Fulcrum. Can be installed also on the models with variable fulcrum or flexifit hinges.



KITPLV2

Kit extension for dishwasher and washing machine: lenght mt. 2



KITPL60FABB





















Toekick Kit in White colour with adjustable height. Can be fitted over all the fully integrated and underbench models with Fixed Fulcrum. Can be installed also on the models with variable fulcrum or flexifit hinges.



KITPL60FABX

Toekick Kit in Stainless Steel with adjustable height. Can be fitted over all the fully integrated and underbench models with Fixed Fulcrum. Can be installed also on the models with variable fulcrum or flexifit hinges.

Symbols glossary

	Aquatest measures the clarity of the water during an auto program, and automatically ensures the minimum consumption of water and energy.		Anti-drip: Some models of dishwashers are equipped with special polymer nozzles anti-drip, that improve the process of drying.
	COMM_HEIGHT_82_72dpi		Delay Timer: The delay timer can postpone the start of the program by up to 24 hours.
	LED display: to show programmes, functions and options selected and the time to the end of the cycle.		EasyGlide: Convenient EasyGlide system for easy unloading of the appliance that allows reaching maximum flexibility of load of the machine.
	Fingerprint proof stainless steel: Fingerprint proof stainless steel keeps stainless steel looking as good as new.		Flexitabs: Flexitabs adjusts the wash cycle to give the best possible results regardless of the type of detergent used.
	FlexiZone: The ½ load flexizone allows you to wash a reduced load saving energy, water and time and there are no restrictions on where the items are placed.		Noise Level: Excellent insulation and special devices keep noise to a minimum.
	Orbital wash system distributes water evenly throughout the 60cm dishwasher cavity, directing water with precision to ensure an excellent wash.		Auto 60° - 70°: The auto program regulates the length of a cycle depending on the need for a pre-wash and the number of rinses required.
	Daily Quick: The daily program is suitable for quick daily washing of dishes.		Delicate Quick: Program Delicate Quick is suitable for quick washing of delicate dishes.
	...		Soak programme: The soak programme provides a rinse to prevent dirt from drying.
	Strong&Fast: This special programme takes less than 1 hour to eliminate the most stubborn dirt and dried on residues.		REF_PRG_NORMAL_ECO_72dpi
	The symbols show the number of plate settings of the dishwasher.		Total Acquastop: In addition to the partial Acquastop protection present in all Smeg dishwashers, some models have an electronic device fitted to the water intake hose, which monitors water levels in the machine, detects leaks in the hose and switches off the water supply immediately when necessary.