

DWI7QSA-1



| | |
|-------------------|---------------------------|
| Product Family | Dishwashers |
| Commercial width | 60 cm |
| Commercial height | 82 cm |
| Installation | Fully-integrated built-in |
| Kitchen panel | Not supplied |
| N° baskets | 3, FlexiDuo |
| Motor | Single phase |
| EAN code | 8017709274054 |



Programs



| | | | |
|----------------------|-------------------|--------------------|-----|
| N. of programmes | 5 | Ultraclean | |
| Washing temperatures | 38, 50, 65, 70 °C | Intense | Yes |
| Soak | Yes | 1/2 load | Yes |
| Rapid 27' | | ECO Quick | |
| Glass | | Delicate and Quick | |
| ECO | Yes | Normal Quick | |
| Mix | Yes | Strong and fast | |

Options



| | | | |
|--------------------|-------------|-------------------|--|
| Dry Assist+ option | Yes | Extra dry option | |
| Delay timer option | 3-6-9 hours | Quick Time option | |

Baskets



| | | | |
|---------------------------------------|--------------------------------------|---------------------------------------|-----------------------|
| Basket colour | Grey | Largest loadable dish in upper basket | 19,0 cm |
| Basket components colour | Blue | Lower Basket | With 2 foldable racks |
| Handle | In plastic on upper and lower basket | Lower basket with anti-drip inserts | Yes |
| Upper Basket | With 1 foldable rack | Largest loadable dish in lower basket | 30,0 cm |
| Height adjustment of the upper basket | On three levels (5 cm) | | |

Colour Inner
Components

Blue

Technical Features



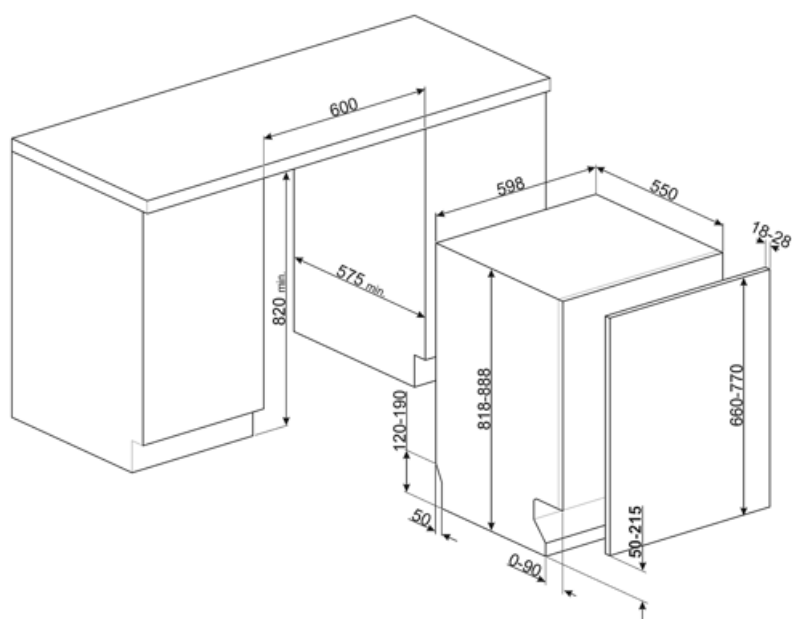
| | |
|-------------------------|--|
| Width (mm) | 598 mm |
| Depth (mm) | 545 mm |
| Product Height (mm) | 818 mm |
| Controls | Electronic |
| Programme graphics | Symbols |
| On/off indicator | Yes |
| Salt light indicator | Light |
| Rinse aid indicator | Light |
| End of cycle indicator | ActiveLight |
| Washing system | Orbital |
| Third spray arm | Single |
| Water softener | With electronic setting |
| Flood protection system | Total Acquastop |
| Water supply | Single; cold/hot water max. 60°C - energysave with hot water up to 35% |

| | |
|---|---|
| Max water hardness | 100°FH;58°dH |
| Drying system | Natural condenser drying, with Dry Assist + automatic door opening system at the end of the cycle |
| Steam protection | In plastic |
| Tub material | Stainless steel |
| Filter | Stainless steel |
| Concealed heating element | Yes |
| Hinges | Self balancing, Sliding, FLEXIFIT |
| Min. and max. frontal panel weight | 2,5 - 11 kg |
| Min. and max plinth height | 50 - 215 mm |
| Adjustable feet | 7cm, from 820 to 890 mm |
| Back cover | Yes |
| Depth of dishwasher with open door (mm) | 1146 |
| Back feet adjustable from front | Yes |
| Top cover | In plastic |

Electrical Connection

| | |
|-----------------|----------------|
| Plug | (M) Sud Africa |
| Connected power | 1800 W |
| Current | 10 A |
| Voltage | 220-240 V |

| | |
|---------------------------|--------------|
| Frequency (Hz) | 50 Hz |
| Type of connection | Single-phase |
| Power supply cable length | 140 cm |



Compatible Accessories



KIT82CN



KIT82SPRAN



KIT82SPRX



KIT82CX



KIT82SPRMW



KITFLEXI

Kit for 60cm dishwashers with FlexiFit hinges for door panel weight >11 kg (max 15 kg 82 cm and 13,5 kg 86 cm)



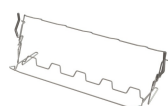
KITPL60B

Toe kick Kit in White colour with adjustable height and deepness. Can be installed over all the fully integrated and underbench models with variable fulcrum or flexifit hinges.



KITPL60X

Toe kick Kit in Stainless Steel with adjustable height and deepness. Can be fitted over all the fully integrated and underbench models with variable fulcrum or flexifit hinges.



KITGH

Kit glass holder. It has to be fitted on the first basket but only if there are foldable racks



KITPL60N



















Toe kick Kit in Black colour with adjustable height and deepness. Can be installed over all the fully integrated and underbench models with variable fulcrum or flexifit hinges.



KITPLV2

Kit extension for dishwasher and washing machine: lenght mt. 2

Symbols glossary

| | | | |
|--|---|---|--|
|  | Activelight is an led light which projects a red spot onto the floor beneath the dishwasher when the appliance is in use. |  | To improve the drying of dishes without leaving stains. |
|  | |  | 82 cm high |
|  | Delay Timer: Option to postpone the start of the desired programme by up to 24 hours in order to programme the dishwasher to run at the desired time. |  | FlexiDuo: The FlexiDuo 3rd cutlery basket allows you to arrange cutlery or small cups, ladles, or bulky utensils however you like: it consists of two separate and moveable modules. |
|  | The FlexiFit hinges allow the kitchen panel to slide over the dishwasher door, allowing a minimum kitchen plinth height of 5 cm. |  | Noise Level: Excellent insulation and special devices keep noise to a minimum. |
|  | Orbital wash system distributes water evenly throughout the 60cm dishwasher cavity, directing water with precision to ensure an excellent wash. |  | 1/2 load: This program is designed for washing dishes not heavily soiled with partial load of the dishwasher. |
|  | Eco: Eco, this economic wash programme uses a low amount of water and energy in order to provide the most environmentally friendly cleaning option. |  | Mix: The Mix programme is suitable for mixed crockery and everyday pots and pans, without any particular incrustation. |
|  | Soak programme: The soak programme provides a rinse to prevent dirt from drying. |  | Ultraclean: The Ultraclean option performs a final rinse at a high temperature of 70°C eliminating virtually all bacteria. |
|  | 14 place settings: Number of place settings. |  | Total Acquastop: In addition to the partial Acquastop protection present in all Smeg dishwashers, some models have an electronic device fitted to the water intake hose, which monitors water levels in the machine, detects leaks in the hose and switches off the water supply immediately when necessary. |
|  | System WaterSave ensures the best washing results with minimal water consumption depending on the model of dishwasher. |  | The Dry Assist + option, in addition to saving energy, ensures perfect drying of the dishes by opening the door automatically at the end of the washing cycle. |

Benefit (TT)

Active Light

Maximum control thanks to the light projected on the floor that indicates when the dishwasher is running and when the cycle is complete

Smeg dishwashers equipped with ActiveLight signal the appliance's activity status by projecting a light on the floor while the cycle is running. The light goes out at the end of the cycle, signalling that the dishwasher can be unloaded.

FlexiDuo

The flexible third basket provides additional space, adapting to the load to accommodate various types of dishes, ensuring optimal organization and efficient use of interior capacity

The third FlexiDuo basket consists of two separate sections that can be handled independently of each other, stacked and/or removed, offering loading flexibility for every need. Depending on the arrangement, it allows cups, tall glasses, bulky utensils and pots and pans to be placed in the upper basket.

Orbital Wash System

Even water distribution, deep cleaning and low noise thanks to the dual rotating spray arms

Orbital washing system, which, thanks to its double arm, its 7 water exit points and thanks to overlapping and simultaneous rotations and 40 rotations per minute, allows ample coverage of the tank area, thus guaranteeing optimal results in any basket-loading configuration.

Flexifit hinge system

Smooth-running door for optimal integration into the kitchen design

The height of the plinth can vary from 5 cm to 21.5 cm, allowing it to fit perfectly into the cabinet. Thanks to this solution, the dishwasher blends harmoniously into its surroundings, with the door and plinth perfectly aligned with the other kitchen furniture.

DryAssist+

The Dry Assist+ system of automatic door opening at the end of the cycle ensures fast and energy-efficient drying