

DWIFABNE2



Product Family	Dishwashers
Commercial width	60 cm
Commercial height	82 cm
Installation	Under counter built-in
Kitchen panel	Not supplied
N° baskets	2
EAN code	8017709282783



Programs



N. of programmes	5	Auto sensor 45-65	Yes
Washing temperatures	45, 50, 65, 70 °C	Super	Yes
Soak	Yes	Normal ECO	Yes
ECO	Yes		

Options



Enersave option	Yes	Options for tabs	Yes
Delay timer option	Up to 9 hours	FlexiTabs	
1/2 load FlexiZone option	Yes	Sanitizing option	Yes
		Hyclean	

Baskets



Basket colour	Stainless Steel	Largest loadable dish in upper basket	25,0 cm
Basket components colour	Grey	Lower Basket	With 4 foldable racks
Handle	In plastic with stainless steel insert on upper and lower basket	Lower basket with anti-drip inserts	Yes
Upper Basket	With 3 foldable racks	Largest loadable dish in lower basket	30,0 cm
Height adjustment of the upper basket	On three levels		

Upper basket with EasyGlide System	Yes	Colour Inner Components	Grey anti drop inserts, Grey handles, Grey pastic plate for regulation second basket on three levels, Grey Orbital
		Cutlery basket	13 place settings sliding

Technical Features



Width (mm)	598 mm	Water supply	Single; cold/hot water max. 60°C - energysave with hot water up to 35%
Depth (mm)	545 mm	Max water hardness	100°FH;58°dH
Display type	LED display (1 digit)	Drying system	Natural condenser drying, with EnerSave automatic door opening system at the end of the cycle
Product Height (mm)	818 mm	Steam protection	In plastic
Controls	Electronic	Tube material	Stainless steel
Display	Delayed start	Filter	Stainless steel
Programme graphics	Symbols	Concealed heating element	Yes
On/off indicator	Yes	Hinges	Self balancing with fixed hinges
Salt light indicator	Light	Min. and max plinth height	100 - 170 mm
Rinse aid indicator	Light	Adjustable feet	7cm, from 820 to 890 mm
End of cycle indicator	Acoustic signal	Additional gaskets	Yes, with stainless steel plate
Washing system	Orbital	Back cover	Yes
Third spray arm	Single	Depth of dishwasher with open door (mm)	1171 mm
Water softener	With electronic setting	Back feet adjustable from front	Yes
Turbidity sensor	Yes	Top cover	In plastic
Aquatest			
Flood protection system	Total Acquastop		

Electrical Connection

Connected power	1800 W	Type of connection	Single-phase
Current	10 A	Power supply cable length	140 cm
Voltage	220-240 V	Plug	(I) Australia
Frequency (Hz)	50 Hz		

Compatible Accessories



KITGH

Kit glass holder. It has to be fitted on the first basket but only if there are foldable racks



KITPL60FABN

Toekick Kit in Black colour with adjustable height. Can be fitted over all the fully integrated and underbench models with Fixed Fulcrum. Can be installed also on the models with variable fulcrum or flexifit hinges.



KITPLV2

Kit extension for dishwasher and washing machine: lenght mt. 2



KITPL60FABB



















Toekick Kit in White colour with adjustable height. Can be fitted over all the fully integrated and underbench models with Fixed Fulcrum. Can be installed also on the models with variable fulcrum or flexifit hinges.



KITPL60FABX

Toekick Kit in Stainless Steel with adjustable height. Can be fitted over all the fully integrated and underbench models with Fixed Fulcrum. Can be installed also on the models with variable fulcrum or flexifit hinges.

Symbols glossary

	Aquatest measures the clarity of the water during an auto program, and automatically ensures the minimum consumption of water and energy.		Anti-drip: Some models of dishwashers are equipped with special polymer nozzles anti-drip, that improve the process of drying.
	COMM_HEIGHT_82_72dpi		Delay Timer: The delay timer can postpone the start of the program by up to 24 hours.
	EasyGlide: Convenient EasyGlide system for easy unloading of the appliance that allows reaching maximum flexibility of load of the machine.		Flexitabs: Flexitabs adjusts the wash cycle to give the best possible results regardless of the type of detergent used.
	FlexiZone: The ½ load flexizone allows you to wash a reduced load saving energy, water and time and there are no restrictions on where the items are placed.		Hyclean: When the HYCLEAN option is selected, the dishwasher performs a final 10 minute rinse at a high temperature of 70°C, eliminating virtually all bacteria to achieve the highest possible standards of cleanliness. The Hyclean option can be selected with almost all cycles at temperatures above 50°C.
	Noise Level: Excellent insulation and special devices keep noise to a minimum.		Orbital wash system distributes water evenly throughout the 60cm dishwasher cavity, directing water with precision to ensure an excellent wash.
	Auto 45°- 65°: The auto programme regulates the length of a cycle depending on the need for a pre-wash and the number of rinses required.		Eco: Eco, this economic wash programme uses a low amount of water and energy in order to provide the most environmentally friendly cleaning option.
	Soak programme: The soak programme provides a rinse to prevent dirt from drying.		PRG_STRONG_72dpi
	REF_PRG_NORMAL_ECO_72dpi		The symbols show the number of plate settings of the dishwasher.
	Total Acquastop: In addition to the partial Acquastop protection present in all Smeg dishwashers, some models have an electronic device fitted to the water intake hose, which monitors water levels in the machine, detects leaks in the hose and switches off the water supply immediately when necessary.		System WaterSave ensures the best washing results with minimal water consumption depending on the model of dishwasher.