

# DWIFABNE4



|                          |                        |
|--------------------------|------------------------|
| <b>Product Family</b>    | Dishwashers            |
| <b>Commercial width</b>  | 60 cm                  |
| <b>Commercial height</b> | 82 cm                  |
| <b>Installation</b>      | Under counter built-in |
| <b>Kitchen panel</b>     | Not supplied           |
| <b>N° baskets</b>        | 2                      |
| <b>Motor</b>             | Single phase           |
| <b>EAN code</b>          | 8017709357726          |



## Programs



|                                  |                               |                          |     |
|----------------------------------|-------------------------------|--------------------------|-----|
| <b>N. of programmes</b>          | 10+1                          | <b>Auto sensor 45-65</b> | Yes |
| <b>Washing temperatures</b>      | 38, 45, 50, 55, 65, 70, 75 °C | <b>Mix</b>               | Yes |
| <b>Soak</b>                      | Yes                           | <b>Self clean</b>        | Yes |
| <b>Express 27'</b>               | Yes                           | <b>Hygiene 99,9%</b>     | Yes |
| <b>Crystal</b>                   | Yes                           | <b>Intensive 70°</b>     | Yes |
| <b>Full express - 60 minutes</b> | Yes                           | <b>Normal ECO</b>        | Yes |
| <b>Light soiling</b>             | Yes                           |                          |     |

## Options



|                           |             |                                  |     |
|---------------------------|-------------|----------------------------------|-----|
| <b>Dry Assist+ option</b> | Yes         | <b>1/2 load FlexiZone option</b> | Yes |
| <b>Delay timer option</b> | 3-6-9 hours | <b>Special programs option</b>   | Yes |

## Baskets



|                                 |      |  |                       |
|---------------------------------|------|--|-----------------------|
| <b>Basket colour</b>            | Grey | <b>Largest loadable dish in upper basket</b> | 25,0 cm               |
| <b>Basket components colour</b> | Grey | <b>Lower Basket</b>                          | With 4 foldable racks |
|                                 |      | <b>Lower basket with anti-drip inserts</b>   | Yes                   |

|  |  |  |  |
|--|--|--|--|
| <b>Handle</b>                                | In plastic with stainless steel insert on upper and lower basket | <b>Largest loadable dish in lower basket</b> | 30,0 cm  |
| <b>Upper Basket</b>                          | With central fixed racks   | <b>Colour Inner Components</b>               | Grey anti drop inserts, Grey handles, Grey pastic plate for regulation second basket on three levels, Grey Orbital |
| <b>Height adjustment of the upper basket</b> | On three levels  | <b>Cutlery basket</b>                        | Yes  |
| <b>Sliding Guides Extra Glide</b>            | Yes  |  |  |

## Technical Features



|                                |                         |  |   |
|--------------------------------|-------------------------|--|---|
| <b>Width (mm)</b>              | 598 mm                  | <b>Water supply</b>                            | Single; cold/hot water max. 60°C - energysave with hot water up to 35%                            |
| <b>Depth (mm)</b>              | 545 mm                  | <b>Max water hardness</b>                      | 100°FH;58°dH  |
| <b>Display type</b>            | LED display (1 digit)   | <b>Drying system</b>                           | Natural condenser drying, with Dry Assist + automatic door opening system at the end of the cycle |
| <b>Product Height (mm)</b>     | 818 mm                  | <b>Steam protection</b>                        | In plastic  |
| <b>Controls</b>                | Electronic              | <b>Tube material</b>                           | Stainless steel   |
| <b>Display</b>                 | Delayed start           | <b>Filter</b>                                  | Stainless steel   |
| <b>Programme graphics</b>      | Symbols                 | <b>Concealed heating element</b>               | Yes   |
| <b>On/off indicator</b>        | Yes                     | <b>Hinges</b>                                  | Self balancing with fixed hinges  |
| <b>Salt light indicator</b>    | Light                   | <b>Min. and max plinth height</b>              | 100 - 170 mm  |
| <b>Rinse aid indicator</b>     | Light                   | <b>Adjustable feet</b>                         | 7cm, from 820 to 890 mm   |
| <b>End of cycle indicator</b>  | Acoustic signal         | <b>Additional gaskets</b>                      | Yes, with stainless steel plate   |
| <b>Washing system</b>          | Orbital                 | <b>Back cover</b>                              | Yes   |
| <b>Third spray arm</b>         | Single                  | <b>Depth of dishwasher with open door (mm)</b> | 1171 mm   |
| <b>Water softener</b>          | With electronic setting | <b>Back feet adjustable from front</b>         | Yes   |
| <b>Turbidity sensor</b>        | Yes                     | <b>Adjustable plinth</b>                       | By height   |
| <b>Aquatest</b>                |                         | <b>Top cover</b>                               | In plastic  |
| <b>Flood protection system</b> | Total Acquastop         |  |   |

## Electrical Connection

|                        |           |                                  |               |
|------------------------|-----------|----------------------------------|---------------|
| <b>Connected power</b> | 1800 W    | <b>Type of connection</b>        | Single-phase  |
| <b>Current</b>         | 10 A      | <b>Power supply cable length</b> | 140 cm        |
| <b>Voltage</b>         | 220-240 V | <b>Plug</b>                      | (I) Australia |
| <b>Frequency (Hz)</b>  | 50 Hz     |                                  |               |

---

## Compatible Accessories

---

### KITPL60FABB



Toe kick Kit in White colour with adjustable height. Can be fitted over all the fully integrated and underbench models with Fixed Fulcrum. Can be installed also on the models with variable fulcrum or flexifit hinges.

### KITPL60FABX



Toe kick Kit in Stainless Steel with adjustable height. Can be fitted over all the fully integrated and underbench models with Fixed Fulcrum. Can be installed also on the models with variable fulcrum or flexifit hinges.

### KITPL60FABN



Toe kick Kit in Black colour with adjustable height. Can be fitted over all the fully integrated and underbench models with Fixed Fulcrum. Can be installed also on the models with variable fulcrum or flexifit hinges.

### KITPLV2



Kit extension for dishwasher and washing machine: lenght mt. 2

---

## Alternative products

---



**DWIFABB4**























Colour: White



**DWIFABP4**

Colour: Cream

## Symbols glossary

|  |  |   |  |
|--|--|---|--|
|    | Aquatest measures the clarity of the water during an auto program, and automatically ensures the minimum consumption of water and energy.  |    | Anti-drip: Some models of dishwashers are equipped with special polymer nozzles anti-drip, that improve the process of drying.   |
|    | COMM_HEIGHT_82_72dpi   |    | Delay Timer: The delay timer can postpone the start of the program by up to 24 hours.  |
|    | The Dry Assist + option, in addition to saving energy, ensures perfect drying of the dishes by opening the door automatically at the end of the wash c   |    | FlexiZone: The ½ load flexizone allows you to wash a reduced load saving energy, water and time and there are no restrictions on where the items are placed.   |
|    | The new ExtraGlide guide system, available on top of the range models, makes the second basket even smoother and softer. In fact, it facilitates the extraction of the introduction, even at full load and, for the greater excursion, the insertion of crockery is also facilitated in the rear part. |    | Noise Level: Excellent insulation and special devices keep noise to a minimum.   |
|   | Orbital wash system distributes water evenly throughout the 60cm dishwasher cavity, directing water with precision to ensure an excellent wash.  |   | Auto 45°- 65°: The auto programme regulates the length of a cycle depending on the need for a pre-wash and the number of rinses required.  |
|  | Crystals: The Crystals programme is dedicated to delicate dishes such as glasses and china.  |  | Normal programme: The normal programme is suitable for normal degrees of dirt for everyday use.  |
|  | Soak programme: The soak programme provides a rinse to prevent dirt from drying.   |  | Rapid 27 Mins: The rapid 27 mins quick program takes just 27 minutes to wash a load.   |
|  | Ultraclean: The Ultraclean option performs a final rinse at a high temperature of 70°C eliminating virtually all bacteria.   |  | REF_PRG_NORMAL_ECO_72dpi   |
|  | The symbols show the number of plate settings of the dishwasher.   |  | Total Acquastop: In addition to the partial Acquastop protection present in all Smeg dishwashers, some models have an electronic device fitted to the water intake hose, which monitors water levels in the machine, detects leaks in the hose and switches off the water supply immediately when necessary. |
|  | System WaterSave ensures the best washing results with minimal water consumption depending on the model of dishwasher.   |  | Quick wash cycle for normally soiled mixed loads such as dishes and pans, even with dried-on residues. Dishes are washed and dried in 60 minutes.  |
|  | Dishwasher cleaning cycle. The cycle should be started with the machine empty, without dishes. It is recommended to run the program every 2-3 months, using special dishwasher detergents.   |  | Allows you to enable additional programs when selected together with any wash cycle.   |



**HYGIENE 99.9%** High-temperature washing programme. The 75° rinse guarantees the removal of 99.9% of germs and bacteria, making it ideal for sanitising



**LIGHT SOILING** Washing programme with low water and energy consumption.