

# ECF03WHUS

Category	Coffee
Product Family	Espresso Coffee Machine
Type	Espresso Manual Coffee Machine
Country version	US
EAN Code	8017709349592

## Aesthetics

<b>Aesthetic Colour</b>	50's Style White	<b>Filterholder Handle Color</b>	Grey
<b>Finishing</b>	Glossy	<b>Filterholder Handle Material</b>	Plastic
<b>Body Material</b>	Die-cast aluminum	<b>Coffee bean container material</b>	SAN
<b>Base Material</b>	Plastic	<b>Burr material</b>	Stainless steel
<b>Cup Warmer Material</b>	Stainless steel	<b>Cup Tray Material</b>	Stainless steel
<b>Buttons Material</b>	Plastic	<b>Steam nozzle material</b>	Steel
<b>Boiler Material</b>	Stainless steel	<b>Drip Tray Material</b>	Die-cast aluminum
<b>Filter centering support material</b>	Plastic	<b>Tamper Material</b>	SAN
<b>Filterholder Material</b>	Stainless steel	<b>Logo Type</b>	Applied
		<b>Power Cable Colour</b>	Grey

## Controls

<b>Control Settings</b>	Buttons, Lever	<b>N° buttons</b>	6
<b>N° buttons</b>	4	<b>ON/OFF button</b>	Yes

## Technical Features

<b>Heating System</b>	Thermoblock	<b>Water Container Capacity</b>	47,34 fl. oz.
<b>Cup Warmer</b>	15 bar	<b>Coffee Spout</b>	Double
<b>Cup Warmer</b>	Passive	<b>Cup Warmer</b>	Passive
<b>Cup Warmer</b>	Passive	<b>Hot Water/Steam Dispenser</b>	Yes
<b>Removable Water Container</b>	Yes		

<b>Drip Tray</b>	Yes	<b>Antislip Base</b>	Yes
------------------	-----	----------------------	-----

## Program / Functions

<b>Start timing</b>	60 sec
<b>White Menu</b>	
Espresso	Double espresso
<b>Blue Menu</b>	
Cold Brew double dose	Cold Brew single dose
<b>Espresso Function</b>	Single, Double
<b>Cold Brew Function single dose (100ml)</b>	Yes
<b>Cold Brew Function double dose (160 ml)</b>	Yes
<b>Single Coffee Function</b>	Yes
<b>Adjustable coffee length</b>	Yes, espresso only
<b>Empty water tank alarm</b>	Yes
<b>Decalcification alarm</b>	Yes
<b>Adjustable Stand-by Function</b>	Yes
<b>Stand-by setting</b>	10min/30min/40min
<b>Adjustable Coffee Temperature</b>	low / optimal / high
<b>Adjustable water hardness</b>	soft/medium/hard

## Accessories Included

<b>1 Cup Filter</b>	Yes	<b>Measurer/Tamper</b>	Yes
<b>1 Cup Filter</b>	Yes	<b>Water hardness test strip</b>	Yes
<b>2 Cups Filter</b>	Yes	<b>Steam wand cleaning needle</b>	Yes
<b>2 Cups Filter</b>	Yes	<b>Steam wand cleaning needle</b>	Yes
<b>Measurer/Tamper</b>	Yes		

## Electrical Connection

<b>Power</b>	1350 W	<b>Frequency Hz</b>	60 Hz
<b>Plug</b>	(A) USA e Messico	<b>Power Cord Length</b>	39 3/8 "
<b>Voltage (V)</b>	120 V V		

## Standby consumption

<b>Power off activation time</b>	10 min	<b>Product off power</b>	0,3 W
----------------------------------	--------	--------------------------	-------

## Logistic Information

<b>Product Width</b>	8 1/16 "
----------------------	----------




---

<b>Product Depth</b>	11 5/8 "	<b>Packaged Product Depth</b>	12 1/16 "
<b>Product Height</b>	14 5/16 "	<b>Packaged Product Height</b>	18 5/16 "
<b>Product Dimensions</b>	HxWxD 364x205x295	<b>Packed product width (in)</b>	17.17 "
<b>Giftbox Width</b>	16 3/4 "	<b>Packed product depth (in)</b>	12.05 "
<b>Giftbox Depth</b>	16 9/16 "	<b>Packed product height (in)</b>	18.31 "
<b>Giftbox Height</b>	18 1/8 "	<b>Net Weight (kg)</b>	17 lbs
<b>Packaged Product Width</b>	17 3/16 "	<b>Gross Weight (kg)</b>	26 lbs

---

## Compatible Accessories


---

**CMMJ01**


450 ml stainless steel milk jug.  
Dishwasher safe. Dimensions (LxWxH):  
115x63x94 mm

**ECKB01**

Knock Box

**ECTM01**

Tamping Mat

**ECWF02**

Compatible with Manual Espresso  
Coffee Machines ECF01, ECF02,  
ECF03, EGF03, EMC02, and Automatic  
Coffee Machines BCC01, BCC02,  
BCC11, BCC12, BCC13.