

# FAB28RYW6



<b>Product Family</b>	Refrigerator
<b>Installation</b>	Free standing
<b>Category</b>	One Door
<b>Reference width</b>	Until 60 cm
<b>Reference height</b>	100 - 160 cm
<b>Cooling type</b>	Fan assisted refrigerator, static freezer
<b>Defrost</b>	Automatic for refrigerator, manual for freezer
<b>Hinge type</b>	Standard
<b>Hinge position</b>	Right
<b>EAN code</b>	8017709343149



## Aesthetics

<b>Aesthetic</b>	50's Style	<b>Logo colour</b>	Chrome
<b>Colour</b>	Yellow	<b>Side material</b>	Steel
<b>Design</b>	Rounded	<b>Side colour</b>	Yellow
<b>Finishing</b>	Glossy	<b>Logo</b>	Applied
<b>Material</b>	Heat-moulded	<b>Door shelves profile color</b>	Chrome
<b>Handle</b>	External	<b>Drawers profile color</b>	Chrome
<b>Handle type</b>	Fixed	<b>Color of glass shelf profile</b>	Chrome
<b>Handle colour</b>	Chrome		

## Refrigerator compartment features



<b>Number of compartments</b>	2	<b>Crisper Cover</b>	Yes
<b>Compartment types</b>	Low temperature compartment, Fruit and vegetable compartment	<b>Type of crisper/vegetable drawers cover</b>	Glass
<b>No. of adjustable shelves</b>	2	<b>No. of lights refrigerator compartment</b>	2
<b>Number of fruit and vegetables drawers</b>	1	<b>Low temperature compartment</b>	Yes
<b>Shelves material</b>	Glass	<b>Internal light in fridge</b>	Yes
<b>Type of crisper/vegetable drawers cover</b>	On sliding rails	<b>Type of internal light (fridge)</b>	LED

## Refrigerator Inner Door

No. of door shelves with transparent cover	1	No. of bottle shelves	1
Number of adjustable door shelves	1	Bottle shelves with wire support	Yes
Adjustable door shelves with wire support	Yes		

## Other Refrigerator features



Humidity Control	Yes	Fan	Yes
MultiFlow	Yes		

## Freezer compartment features

Internal freezer compartment	Yes
------------------------------	-----

## Other technical features



Door open alarm	Acoustic and visual
Type of temperature control	Electronic
No. of compressors	1
Refrigerant gas type	R600a
Type of compressor	Inverter
Refrigerant Quantity (gr)	35 g
Foam agent	Cyclopentane

## Performance / Energy Label - Reg. 2019



Annual energy consumption	104 kWh/a	Airborne acoustical noise emissions	35 dB(A) re 1 pW
Energy efficiency class	C	Temperature Rise Time	9 h
Airborne acoustical noise emission class	B	4 star - Freezing capacity	5 kg/24h
Total net volume	270 l	Climate class	SN, N, ST, T
Sum of the volumes of the frozen compartment(s)	26 l	EEl	64 %
Sum of the volumes of the chill compartment(s) and the unfrozen compartment(s)	244 l		

## Electrical Connection

Electrical connection rating	90 W	Frequency (Hz)	50/60 Hz
Current	1 A	Power supply cable length	180 cm
Voltage (V)	220-240 V	Plug	(F;E) Schuko

## Logistic Information

Width	601 mm	Product width with maximum doors opening	926 mm
Depth without handle	728 mm	Product depth with handle	768 mm
Height	1530 mm	Product depth with doors open at 90°	1197 mm



## Alternative products



**FAB28RPK6**

**Hinge position:** Right  
Pink



**FAB28RDGC6**

**Hinge position:** Right  
Decorated / Special



**FAB28REGM6**

**Hinge position:** Right  
Emerald Green



**FAB28RDTP6**

**Hinge position:** Right  
Taupe



**FAB28RDEG6**

**Hinge position:** Right  
Emerald Green



**FAB28RDMC6**

**Hinge position:** Right  
Decorated / Special



**FAB28RWH6**

**Hinge position:** Right  
White



**FAB28RCR6**

**Hinge position:** Right  
Cream



**FAB28RDBB6**

**Hinge position:** Right  
Decorated / Special



**FAB28RDPP6**

**Hinge position:** Right  
Perfectly Pale



**FAB28RDRU6**

**Hinge position:** Right  
Rust



**FAB28ROR6**

**Hinge position:** Right  
Orange



**FAB28RBE6**

**Hinge position:** Right  
Blue



**FAB28RDBLM6**

**Hinge position:** Right  
Black



**FAB28RDSB6**

**Hinge position:** Right  
Storm Blue



**FAB28RDIT6**

**Hinge position:** Right  
Decorated / Special



**FAB28RACM6**

**Hinge position:** Right  
Amber Clay



**FAB28RRD6**

**Hinge position:** Right  
Red



**FAB28RDGME6**

**Hinge position:** Right  
Decorated / Special



**FAB28RPG6**

**Hinge position:** Right  
Pastel green



**FAB28RDRB6**

**Hinge position:** Right  
Ruby Red



**FAB28RBLM6**

**Hinge position:** Right  
Black



**FAB28RBL6**

**Hinge position:** Right  
Black



**FAB28RDSA6**

**Hinge position:** Right  
Sea Salt Green



**FAB28RWHM6**

**Hinge position:** Right  
Matt White



**FAB28RSV6**

**Hinge position:** Right  
Silver



**FAB28RSBM6**

**Hinge position:** Right  
Storm Blue



**FAB28RDUJ6**

**Hinge position:** Right  
Decorated / Special

**FAB28R-DG**

**Hinge position:** Right  
Decorated / Special



**FAB28RLI6**

**Hinge position:** Right  
Lime green



**FAB28RPB6**

**Hinge position:** Right  
Pastel blue










**FAB28RMLM6**

**Hinge position:** Right  
Moonlight

---

## Symbols glossary

---

- |  |   |   |  |
|--|---|---|--|
|  | 4 stars freezing compartment for better food preservation.  |  | The automatic defrost system works by automatically defrosting at regular intervals eliminating the need to defrost altogether.                          |
|  | Energy efficiency class C   |  | Ventilated: Forced distribution of cold air in the refrigerator compartment, which allows even temperature distribution within the fridge.               |
|  | LED interior lighting: is a more energy efficient and long lasting way of illuminating the interior of the appliance.         |  | Smeg's evolution towards more intelligent and eco-friendly models has led to the choice of Inverter technology, which significantly reduces consumption. |
|  | Multiflow Cooling System: the Multiflow ventilation system allows an even distribution of cool air around the fridge cabinet. |   |  |