

FAB28RYW6



Product Family	Refrigerator
Installation	Free standing
Category	One Door
Reference width	Until 60 cm
Reference height	100 - 160 cm
Cooling type	Fan assisted refrigerator, static freezer
Defrost	Automatic for refrigerator, manual for freezer
Hinge type	Standard
Hinge position	Right
EAN code	8017709343149



Aesthetics

Aesthetic	50's Style	Logo colour	Chrome
Colour	Yellow	Side material	Steel
Design	Rounded	Side colour	Yellow
Finishing	Glossy	Logo	Applied
Material	Heat-moulded	Door shelves profile color	Chrome
Handle	External	Drawers profile color	Chrome
Handle type	Fixed	Color of glass shelf profile	Chrome
Handle colour	Chrome		

Refrigerator compartment features



Number of compartments	2	Crisper Cover	Yes
Compartment types	Low temperature compartment, Fruit and vegetable compartment	Type of crisper/vegetable drawers cover	Glass
No. of adjustable shelves	2	No. of lights refrigerator compartment	2
Number of fruit and vegetables drawers	1	Low temperature compartment	Yes
Shelves material	Glass	Internal light in fridge	Yes
Type of crisper/vegetable drawers cover	On sliding rails	Type of internal light (fridge)	LED

Refrigerator Inner Door

No. of door shelves with transparent cover	1	No. of bottle shelves	1
Number of adjustable door shelves	1	Bottle shelves with wire support	Yes
Adjustable door shelves with wire support	Yes		

Other Refrigerator features



Humidity Control	Yes, manual	Fan	Yes
MultiFlow	Yes		

Freezer compartment features

Internal freezer compartment	Yes
------------------------------	-----

Other technical features



Door open alarm	Acoustic and visual
Type of temperature control	Electronic
No. of compressors	1
Refrigerant gas type	R600a
Type of compressor	Inverter
Refrigerant Quantity (g)	35 g
Foam agent	Cyclopentane

Performance / Energy Label - Reg. 2019



Annual energy consumption	104 kWh/a	Airborne acoustical noise emissions	35 dB(A) re 1 pW
Energy efficiency class	C	Temperature Rise Time	9 h
Airborne acoustical noise emission class	B	4 star - Freezing capacity	5 kg/24h
Total net volume	270 l	Climate class	SN, N, ST, T
Sum of the volumes of the frozen compartment(s)	26 l	EEl	64 %
Sum of the volumes of the chill compartment(s) and the unfrozen compartment(s)	244 l		

Electrical Connection

Electrical connection rating	90 W	Frequency (Hz)	50/60 Hz
Current	1 A	Power supply cable length	180 cm
Voltage (V)	220-240 V	Plug	(F;E) Schuko

Logistic Information

Width	601 mm	Product width with maximum doors opening	926 mm
Depth without handle	728 mm	Product depth with handle	768 mm
Height	1530 mm	Product depth with doors open at 90°	1197 mm



Alternative products



FAB28RPK6

Hinge position: Right
Pink



FAB28RDGC6

Hinge position: Right
Decorated / Special



FAB28REGM6

Hinge position: Right
Emerald Green



FAB28RDTP6

Hinge position: Right
Taupe



FAB28RDEG6

Hinge position: Right
Emerald Green



FAB28RDMC6

Hinge position: Right
Decorated / Special



FAB28RWH6

Hinge position: Right
White



FAB28RCR6

Hinge position: Right
Cream



FAB28RDBB6

Hinge position: Right
Decorated / Special



FAB28RDPP6

Hinge position: Right
Perfectly Pale



FAB28RDRU6

Hinge position: Right
Rust



FAB28ROR6

Hinge position: Right
Orange



FAB28RBE6

Hinge position: Right
Blue



FAB28RDBLM6

Hinge position: Right
Black



FAB28RDSB6

Hinge position: Right
Storm Blue



FAB28RDIT6

Hinge position: Right
Decorated / Special



FAB28RACM6

Hinge position: Right
Amber Clay



FAB28RRD6

Hinge position: Right
Red



FAB28RDGME6

Hinge position: Right
Decorated / Special



FAB28RPG6

Hinge position: Right
Pastel green



FAB28RDRB6

Hinge position: Right
Ruby Red



FAB28RBLM6

Hinge position: Right
Black



FAB28RBL6

Hinge position: Right
Black



FAB28RDSA6

Hinge position: Right
Sea Salt Green



FAB28RWHM6

Hinge position: Right
Matt White



FAB28RSV6

Hinge position: Right
Silver



FAB28RSBM6

Hinge position: Right
Storm Blue



FAB28RDUJ6

Hinge position: Right
Decorated / Special

FAB28R-DG

Hinge position: Right
Decorated / Special



FAB28RLI6

Hinge position: Right
Lime green



FAB28RPB6








Hinge position: Right
Pastel blue



FAB28RMLM6

Hinge position: Right
Moonlight

Symbols glossary

- | | | | |
|----------------------------------------------------------------------------------|-------------------------------------------------------------------------------------------------------------------------------|-----------------------------------------------------------------------------------|----------------------------------------------------------------------------------------------------------------------------------------------------------|
|  | 4 stars freezing compartment for better food preservation. |  | The automatic defrost system works by automatically defrosting at regular intervals eliminating the need to defrost altogether. |
|  | Energy efficiency class C |  | Ventilated: Forced distribution of cold air in the refrigerator compartment, which allows even temperature distribution within the fridge. |
|  | LED interior lighting: is a more energy efficient and long lasting way of illuminating the interior of the appliance. |  | Smeg's evolution towards more intelligent and eco-friendly models has led to the choice of Inverter technology, which significantly reduces consumption. |
|  | Multiflow Cooling System: the Multiflow ventilation system allows an even distribution of cool air around the fridge cabinet. | | |