

FAB5LBL6



| | |
|------------------|---------------|
| Product Family | Refrigerator |
| Installation | Free standing |
| Category | One Door |
| Reference width | Until 60 cm |
| Reference height | Until 100 cm |
| Cooling type | Static |
| Defrost | Automatic |
| Hinge type | Standard |
| Hinge position | Left |
| EAN code | 8017709349837 |



Aesthetics

| | | | |
|---------------|--------------|------------------------------|---------|
| Aesthetic | 50's Style | Logo colour | Chrome |
| Colour | Black | Side material | Steel |
| Design | Rounded | Side colour | Black |
| Finishing | Glossy | Logo | Applied |
| Material | Heat-moulded | Door shelves profile color | Chrome |
| Handle | External | Drawers profile color | Chrome |
| Handle type | Fixed | Color of glass shelf profile | Chrome |
| Handle colour | Chrome | | |

Refrigerator compartment features



| | | | |
|---------------------------|-------|--|-----|
| Compartment types | | No. of lights refrigerator compartment | 1 |
| No. of adjustable shelves | 2 | Internal light in fridge | Yes |
| Shelves material | Glass | Type of internal light (fridge) | LED |


Refrigerator Inner Door

| | | | |
|---|-----|----------------------------------|-----|
| Number of adjustable door shelves | 1 | No. of bottle shelves | 1 |
| Adjustable door shelves with wire support | Yes | Bottle shelves with wire support | Yes |

Other technical features

| | |
|-----------------------------|--------------|
| Type of temperature control | Electronic |
| Refrigerant gas type | R600a |
| Type of compressor | Standard |
| Refrigerant Quantity (g) | 19 g |
| Foam agent | Cyclopentane |

Performance / Energy Label - Reg. 2019

| | | | |
|--|----------|--|------------------|
|  | | | |
| Annual energy consumption | 49 kWh/a | Sum of the volumes of the chill compartment(s) and the unfrozen compartment(s) | 34 l |
| Energy efficiency class | C | Airborne acoustical noise emissions | 36 dB(A) re 1 pW |
| Airborne acoustical noise emission class | C | Climate class | SN, N, ST, T |
| Total net volume | 34 l | EEl | 63 % |

Electrical Connection

| | | | |
|------------------------------|-----------|---------------------------|--------------|
| Electrical connection rating | 60 W | Frequency (Hz) | 50 Hz |
| Current | 0,3 A | Power supply cable length | 100 cm |
| Voltage (V) | 220-240 V | Plug | (F;E) Schuko |

Logistic Information

| | | | |
|--|--------|--------------------------------------|--------|
| Width | 404 mm | Product depth with handle | 570 mm |
| Depth without handle | 500 mm | Product depth with doors open at 90° | 800 mm |
| Height | 725 mm | Spacer depth | 30 mm |
| Product width with maximum doors opening | 707 mm | | |



Compatible Accessories

KITCABLE90UK

Cable with IEC connector and UK plug

Alternative products



FAB5LPG6

Hinge position: Left
Pastel green



FAB5LPB6

Hinge position: Left
Pastel blue



FAB5LSV6

Hinge position: Left
Silver



FAB5LCR6

Hinge position: Left
Cream



FAB5LPK6

Hinge position: Left
Pink



FAB5LWH6

Hinge position: Left
White



FAB5LOR6





Hinge position: Left
Orange



FAB5LRD6

Hinge position: Left
Red

Symbols glossary

- | | | | |
|--|---|---|---|
|  | A+++: Appliances with this symbol can reduce energy consumption by a further 30% from the standard A energy rating. |  | The automatic defrost system works by automatically defrosting at regular intervals eliminating the need to defrost altogether. |
|  | LED interior lighting: is a more energy efficient and long lasting way of illuminating the interior of the appliance. |  | Energy efficiency class C |