

FC20EN1M1



Product Family	Refrigerator
Installation	Free standing
Category	Bottom Mount
Reference width	Until 60 cm
Reference height	160 - 200 cm
Sistema Total No - Frost	Yes
Cooling type	Total No Frost - Double Cooling system
Defrost	Automatic
Hinge type	Standard
Door opening flush with the wall	Yes
Hinge position	Right
Reversible door	Yes
EAN code	8017709333140



Aesthetics



Aesthetic	Universale	Side material	Steel
Colour	Marble look	Side colour	Cream
Design	Flat	Logo	Applied
Handle	Integrated	Display	LED
Logo colour	Silver	Display position	Interno (cella frigo)

Refrigerator compartment features



Number of compartments	2	Crisper Cover	Yes
Compartment types	Low temperature compartment, Fruit and vegetable compartment	Type of crisper/vegetable drawers cover	Glass
No. of adjustable shelves	2	Low temperature compartment	Yes
Number of fruit and vegetables drawers	1	Internal light in fridge	Yes
Shelves material	Glass	Type of internal light (fridge)	LED
Type of crisper/vegetable drawers cover	On sliding rails		

Refrigerator Inner Door

No. of bottle shelves	1
-----------------------	---

Number of adjustable door shelves 2

Other Refrigerator features



Humidity Control Accessories	Yes, manual Egg tray	MultiFlow	Yes
------------------------------	----------------------	------------------	-----

Freezer compartment features

Number of drawers 3

Other Freezer features

Accessories 2 ice boxes

Other technical features



Functions display	Fast cooling, ECO, Temperature alarm
Door open alarm	Yes
Temperature Alarm	Yes
Type of temperature control	Electronic
No. of compressors	1
Refrigerant gas type	R600a
Type of compressor	Standard
Refrigerant Quantity (g)	53 g
Foam agent	Cyclopentane

Performance / Energy Label - Reg. 2019



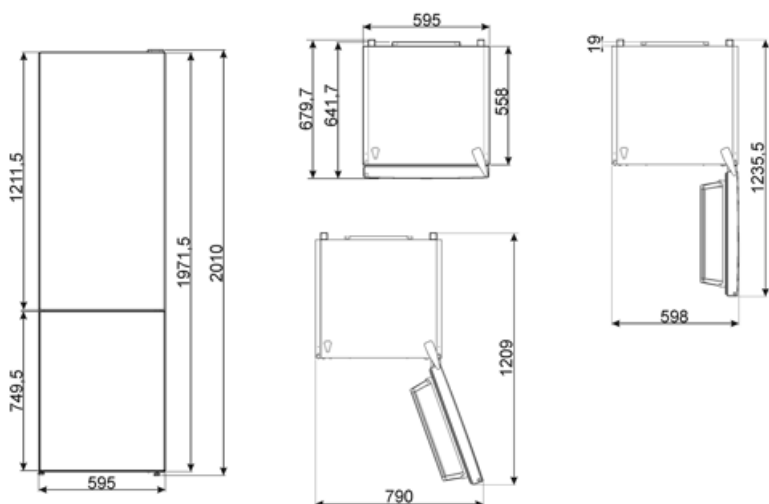
Annual energy consumption	250 kWh/a	Airborne acoustical noise emissions	39 dB(A) re 1 pW
Energy efficiency class	E	Temperature Rise Time	10 h
Airborne acoustical noise emission class	C	Fresh Food compartment - Gross Volume	266 l
Total net volume	366 l	4 star - Freezing capacity	8,0 kg/24h
Sum of the volumes of the frozen compartment(s)	101 l	Climate class	SN, N, ST, T
Sum of the volumes of the chill compartment(s) and the unfrozen compartment(s)	266 l	EEI	100 %

Electrical Connection







Electrical connection rating	180 W	Frequency (Hz)	50 Hz
Current	1,1 A	Power supply cable length	210 cm
Voltage (V)	220-240 V	Plug	(F;E) Schuko

Logistic Information

Width	595 mm	Product width with maximum doors opening	790 mm
Depth without handle	650 mm	Product depth with doors open at 90°	1209 mm
Height	2010 mm	Spacer depth	38 mm



Symbols glossary

- | | | | |
|----------------------------------------------------------------------------------|---------------------------------------------------------------------------------------------------------------------------------|-----------------------------------------------------------------------------------|--------------------------------------------------------------------------------------------------------------------------------------------|
|  | The automatic defrost system works by automatically defrosting at regular intervals eliminating the need to defrost altogether. |  | Energy efficiency class E |
|  | LED display: to show programmes, functions and options selected and the time to the end of the cycle. |  | Economical mode: Analyzes fridge functioning during the activation and optimizes the operating cycle in order to reduce power consumption. |
|  | LED interior lighting: is a more energy efficient and long lasting way of illuminating the interior of the appliance. |  | Multiflow Cooling System: the Multiflow ventilation system allows an even distribution of cool air around the fridge cabinet. |