

# FC20WDNE



Product Family	Refrigerator
Installation	Free Standing
Category	Bottom Mount
Reference width	Until 60
Cooling type	Total No Frost
Defrost	Automatic
Hinge type	Standard
Door opening flush with the wall	No
Slot-in	No
Hinge position	Right
Reversible door	Yes
EAN code	8017709323332



## Aesthetics



Aesthetic	Universal	Side colour	White
Colour	White	Logotipo	Logotipo aplicado
Material	Steel Effect	Display	LED
Handle kit to be ordered separately	No	Mostrar porções	Externo (na porta)
Handle	Integrated	Dispenser	No
Handle type	Fixed	Water Filter	No
Logo colour	Chrome	HomeBar	No
Side material	Steel		

## Refrigerator compartment features



No. of adjustable shelves	3	Type of crisper/vegetable drawers cover	Glass
Number of fruit and vegetables drawers	1	Life Plus zone-0°C	No
Type of adjustable shelves	Glass	Compartimento baixa temperatura	Yes
Type of crisper/vegetable drawers cover	On sliding rails	Internal light in fridge	Yes
Crisper Cover	Yes	Type of internal light (fridge)	LED
Bottle shelf	Yes		

## Refrigerator Inner Door

**Number of adjustable door shelves** 3

**Adjustable door shelves with wire support** No

**No. of bottle shelves** 1

**Bottle shelves with wire support** No

## Other Refrigerator features



**Accessories** Bottle holder, Egg tray

**Natural Plus Blu Light** No

**MultiFlow** Yes

**Fan** No

**Ionizer** No

**Tecnologia de titânio** No

**Filtro de odor antibacteriano** No

**Zona de cuidados biológicos** No

## Freezer compartment features

**Number of drawers** 3

**Internal light in freezer** No

## Freezer Inner Door

**Pizza box** No

## Other Freezer features

**Accessories** 1 ice box

**Manual ice maker** No

**Ice maker** No

**Fast freezing compartment** No

**Ice tray shelf** No

## Other technical features



**Functions display**

**MultiZone**

**Ligação à rede de água**

**Door open alarm**

**Temperature Alarm**

**Type of temperature control**

**No. of compressors**

**Refrigerant gas type**

**Type of compressor**

**Espuma expansiva de isolamento**

**Fast freezing, ECO**

No

No

Yes

Yes

Electronic

1

R600a

Standard

Ciclopentano

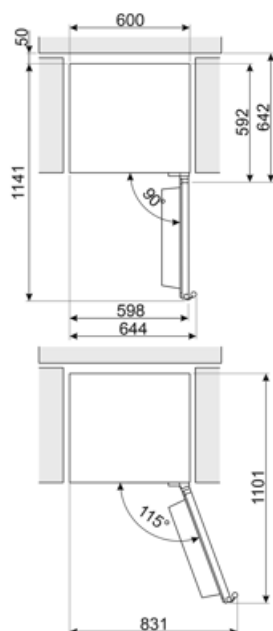
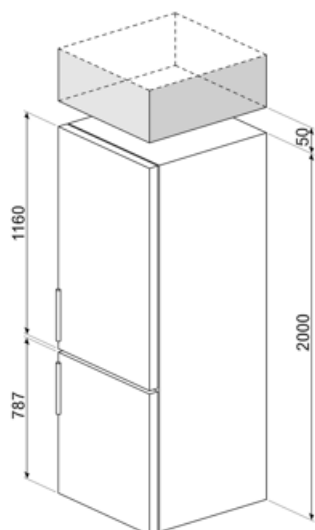
## Etiqueta de Desempenho / Energia - Reg. 2019










<b>Consumo de energia anual</b>	246 kWh/a	<b>Soma dos volumes do(s) compartimento(s) refrigerado(s) e do(s) compartimento(s) não congelado(s)</b>	235 l
<b>Classe de eficiência energética</b>	E	<b>Airborne acoustical noise emissions</b>	38 dB(A) re 1 pW
<b>Classe de emissão de ruído acústico aerotransportado</b>	C	<b>4 estrelas - Capacidade de congelamento</b>	9.0 Kg/24h
<b>Volume líquido total</b>	331 l	<b>Classe climática</b>	SN, N, ST, T
<b>Soma dos volumes do(s) compartimento(s) congelado(s)</b>	96 l	<b>EEl</b>	100 %

## Electrical Connection

<b>Plug</b>	(F;E) Schuko	<b>Voltage (V)</b>	220-240 V
<b>Electrical connection rating</b>	70 W	<b>Frequency (Hz)</b>	50 Hz
<b>Current</b>	10 A	<b>Power supply cable length</b>	200 cm



## Symbols glossary

-  O sistema de descongelamento automático funciona descongelando automaticamente em intervalos regulares, eliminando a necessidade de descongelar completamente.
-  Display LED: para mostrar os programas, funções e opções selecionadas e o tempo até ao final do ciclo.
-  CONGELAMENTO RÁPIDO: A função de congelamento rápido reduz a temperatura do compartimento quando ativado algumas horas antes do uso.
-  Ar mais: mantém a comida mais fresca por mais tempo.
-  Classe de eficiência energética E.
-  Modo económico: Analisa o funcionamento da geladeira durante a ativação e otimiza o ciclo de funcionamento, a fim de reduzir o consumo de energia.
-  Iluminação interior LED: é uma forma mais eficiente em termos energéticos e duradoura de iluminar o interior do aparelho.

---

## Benefit (TT)

---

### **No-Frost system**

The No Frost system prevents the formation of ice and contributes to better preservation of food in the refrigerator

### **Plastic multiflow system**

The Multiflow system ensures even distribution of cold air inside the refrigerator

### **Refrigerant gas R600a**

Environmentally friendly R600a refrigerant gas contributes to rapid cooling with lower energy consumption

### **Reversible door**

Reversible door ensures flexible installation and space optimisation

### **Refrigerator Internal lighting**

Interior lighting for perfect visibility of shelves in the refrigerator compartment

### **Fruit and vegetable drawer**

The fruit and vegetable drawer ensures the best storage conditions for fresh food, avoiding any contamination

### **External display**

External display for simple and intuitive control with quick access to information