

FD70EN4HX



| | |
|---------------------------------|--|
| Product Family | Refrigerator |
| Installation | Free standing |
| Category | Top Mount |
| Reference width | 60 - 70 cm |
| Sistema Total No - Frost | Yes |
| Cooling type | Total No Frost - Double Cooling system |
| Defrost | Automatic |
| Hinge type | Standard |
| Slot-in | Yes |
| Hinge position | Right |
| Reversible door | Yes |
| EAN code | 8017709295967 |



Aesthetics



| | | | |
|------------------------|-----------------|-------------------------|--------------------|
| Aesthetic | Universale | Handle colour | Silver |
| Colour | Stainless steel | Logo colour | Chrome |
| Design | Flat | Side material | Steel |
| Finishing | Fingerproof | Side colour | Silver |
| Material | Stainless steel | Logo | Applied |
| Door steel type | Finger proof | Display | LCD |
| Handle | External | Display position | Esterno (su porta) |
| Handle type | Fixed | | |

Refrigerator compartment features



| | | | |
|--|--|--|-------|
| Number of compartments | 3 | Crisper Cover | Yes |
| Compartment types | Low temperature compartment, Fruit and vegetable compartment | Type of crisper/vegetable drawers cover | Glass |
| No. of adjustable shelves | 2 | Low temperature compartment | Yes |
| Number of fruit and vegetables drawers | 2 | Internal light in fridge | Yes |
| Type of adjustable shelves | Glass | Type of internal light (fridge) | LED |
| Type of crisper/vegetable drawers cover | Standard | | |

Refrigerator Inner Door

| | | | |
|-----------------------------------|---|-----------------------|---|
| Number of adjustable door shelves | 3 | No. of bottle shelves | 1 |
|-----------------------------------|---|-----------------------|---|

Other Refrigerator features



| | | | |
|-------------|----------------------|-----|-----|
| Accessories | Cheese box, Egg tray | Fan | Yes |
| MultiFlow | Yes | | |

Freezer compartment features

| | | | |
|---------------------------|-----|----------------------------------|-------|
| No. of shelves | 1 | Type of internal light (freezer) | LED |
| Internal light in freezer | Yes | Type of shelves | Glass |

Freezer Inner Door

| | |
|--------------------------------|---|
| No. of adjustable door shelves | 2 |
|--------------------------------|---|

Other Freezer features

| | |
|-----------|--------|
| Ice maker | Manual |
|-----------|--------|

Other technical features



| | |
|-----------------------------|---|
| Functions display | Holiday, Fast freezing, Fast cooling, ECO, Control lock, Temperature alarm, Cooling timer |
| Door open alarm | Yes |
| Temperature Alarm | Yes |
| Type of temperature control | Electronic |
| No. of compressors | 1 |
| Refrigerant gas type | R600a |
| Type of compressor | Inverter |
| Refrigerant Quantity (g) | 63 g |
| Foam agent | Cyclopentane |

Performance / Energy Label - Reg. 2019



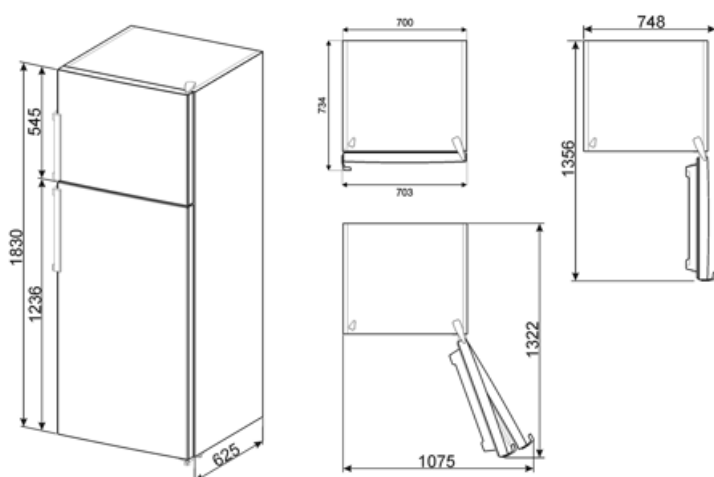
| | | | |
|--|-----------|-------------------------------------|------------------|
| Annual energy consumption | 249 kWh/a | Airborne acoustical noise emissions | 41 dB(A) re 1 pW |
| Energy efficiency class | E | Temperature Rise Time | 13.45 h |
| Airborne acoustical noise emission class | C | 4 star - Freezing capacity | 7.0 kg/24h |
| Total net volume | 434 l | Climate class | SN, T |
| Sum of the volumes of the frozen compartment(s) | 98 l | EEl | 100 % |
| Sum of the volumes of the chill compartment(s) and the unfrozen compartment(s) | 337 l | | |

Electrical Connection

| | | | |
|------------------------------|-----------|---------------------------|--------------|
| Electrical connection rating | 200 W | Frequency (Hz) | 50 Hz |
| Current | 1.39 A | Power supply cable length | 210 cm |
| Voltage (V) | 220-240 V | Plug | (F;E) Schuko |

Logistic Information

| | | | |
|--|---------|--------------------------------------|---------|
| Width | 700 mm | Product depth with handle | 734 mm |
| Depth without handle | 720 mm | Product depth with doors open at 90° | 1356 mm |
| Height | 1830 mm | Spacer depth | 30 mm |
| Product width with maximum doors opening | 1137 mm | | |


















Alternative products



FD70EN4HM

Hinge position: Right
Marble look

Symbols glossary

| | | | |
|--|--|---|---|
|  | 4 stars freezing compartment for better food preservation. |  | A++: Energy efficiency class A++ helps to save up to 20% energy compared to class A. Maximum performance with minimum consumption is guaranteed. |
|  | The automatic defrost system works by automatically defrosting at regular intervals eliminating the need to defrost altogether. |  | Child lock: some models are fitted with a device to lock the programme/cycle so it cannot be accidentally changed. |
|  | LCD display: to optimize performance and simplify the use of the appliance. |  | Economical mode: Analyzes fridge functioning during the activation and optimizes the operating cycle in order to reduce power consumption. |
|  | Ventilated: Forced distribution of cold air in the refrigerator compartment, which allows even temperature distribution within the fridge. |  | Fast freezing: The fast freezing function brings the temperature of the compartment down when activated a few hours prior to usage. |
|  | Fingerprint proof stainless steel: Fingerprint proof stainless steel keeps stainless steel looking as good as new. |  | Power saving mode: The power saving mode allows you to disable the refrigerator and keep the freezer working. |
|  | LED interior lighting: is a more energy efficient and long lasting way of illuminating the interior of the appliance. |  | Smeg's evolution towards more intelligent and eco-friendly models has led to the choice of Inverter technology, which significantly reduces consumption. |
|  | Multiflow Cooling System: the Multiflow ventilation system allows an even distribution of cool air around the fridge cabinet. |  | Slot-in: The refrigerators with Slot-in opening can be perfectly integrated into the furniture structure, as the doors open at 90° do not go beyond the side of the product. In case of installation next to the wall, it will be necessary to consider the dimensions of the handle in order to open the door at 90 °. |
|  | Energy efficiency class E | | |