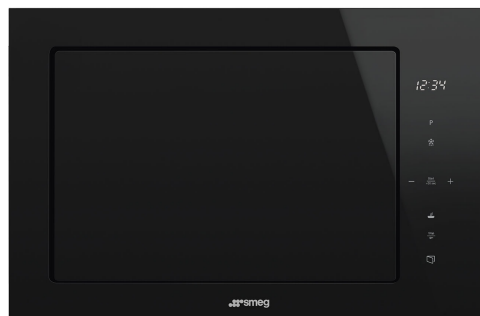


FMI625CN



| | |
|-------------------|-----------------|
| Product Family | Microwave |
| Category | Built-in |
| Installation type | Built-in |
| Installation | Fully Built-in |
| Power supply | Electric |
| Cooking Method | Combi Microwave |
| Control | Electronic |



Controls



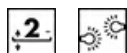
| | | | |
|-------------------------|---------------|---------|-------------------|
| Display / Clock | 1 a LED | Opening | Electrical button |
| Type of control setting | Touch control | | |

Options



| | | | |
|-------------------------------|-------------|------------------------------|-----|
| Timer | Electronic | Controls Lock / Child Safety | Yes |
| Time-setting options | End cooking | Quick start option | Yes |
| End of cooking acoustic alarm | Yes | | |

Technical Features



| | | | |
|---------------------------|-----------------|-------------------------------------|--------------|
| Cavity material | Stainless steel | Circulaire heating element - Power | 2500 W |
| No. of shelves/ levels | 2 | Door opening | Side-opening |
| Shelves type | Rack | Total no. of door glasses | 1 |
| No. of lights | 1 | Safety Thermostat | Yes |
| Light type | Led | Cooling system | Tangential |
| Turntable | Yes | Microwave screen protection | Yes |
| Turntable dimensions | 31.5 cm | Microwave stops when door is opened | Yes |
| Light when door is opened | Yes | | |
| Grill type | Heating element | | |

| | | | |
|---------------|--------|--|----------------|
| Grill - power | 1100 W | Usable cavity space dimensions (HxWxD) | 206x368x328 mm |
| | | Microwave effective power | 900 W |

Accessories included

| | | | |
|------|---|-------|-----|
| Grid | 1 | Frame | Yes |
|------|---|-------|-----|

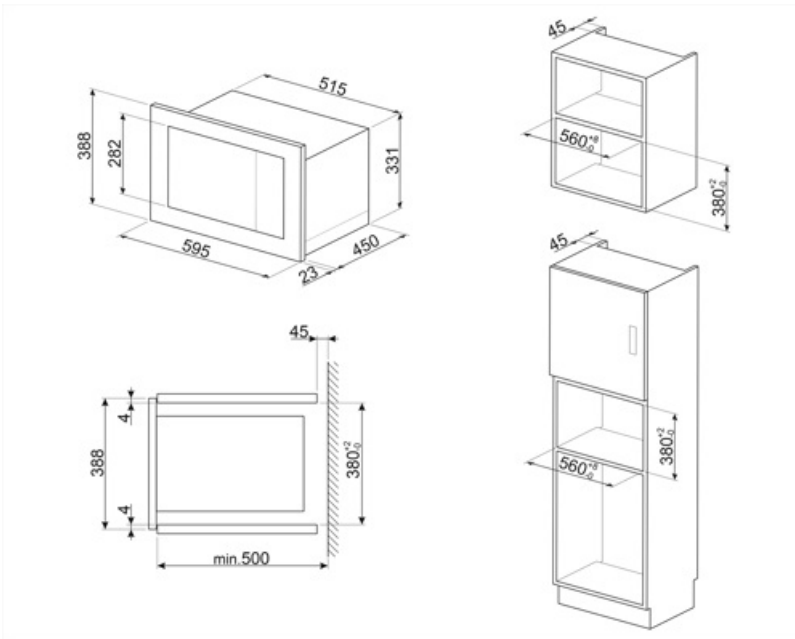
Performance / Energy Label
















| | | | |
|---------------|------|--------------|------|
| Usable volume | 25 l | Gross volume | 26 l |
|---------------|------|--------------|------|

Electrical Connection

| | | | |
|---------------|-------------|---------------------------|--------|
| Plug | Not present | Voltage (V) | 230 V |
| Nominal power | 2500 W | Frequency (Hz) | 50 Hz |
| Current | 11 A | Power supply cable length | 150 cm |



Symbols glossary

| | | | |
|--|--|---|---|
|  | Child lock: some models are fitted with a device to lock the programme/cycle so it cannot be accidentally changed. |  | Combination microwave: This oven allows to combine two different ways of cooking (Traditional with microwaves). Combined ovens increase cooking opportunities, while providing maximum flexibility of household appliances. |
|  | Microwave energy shortens cooking times dramatically and produces energy savings. |  | Defrost by time: Manual defrost function. At the end of the set duration, the function stops. |
|  | Circulaire + grill: Circulaire with upper element or grill: Similar to fan with upper element with the added cooking speed of circulaire, ideal for dishes with a crispy topping. When used with the grill the food will brown more quickly. |  | Grill: Very intense heat coming only from above from a double heating element. The fan is not active. Provides excellent grilling and gratinating results. Used at the end of cooking, it gives a uniform browning to dishes. |
|  | Microwave: Penetrating straight into the food, microwaves cook very quickly and with considerable energy savings. Suitable for cooking without fat, they are also able to thaw and heat food without altering its original appearance and aroma. The microwave function can also be combined with conventional functions with all the resulting advantages. Ideal for all types of food. |  | Cooking with the simultaneous use of the heating element in combination with fan and microwave supply. |
|  | Microwave + grill element: The use of the grill results in a perfect browning of the surface of the food. The action of microwaves allows instead of cooking in a short time the internal part of the food. |  | Side lights: Two opposing side lights increase visibility inside the oven. |
|  | The oven cavity has 2 different cooking levels. |  | Touch controls: Easy to use touch controls allow the appliance to be programmed at the touch of a button. |
|  | The capacity indicates the amount of usable space in the oven cavity in litres. | | |