

FMIU020X



| | |
|----------------|----------------------|
| Product family | Microwave oven |
| Category | Built-in |
| Installation | With frame |
| Power source | Electrical |
| Cooking Method | Microwave with grill |
| Oven controls | Electro-mechanical |



Controls

| | | | |
|----------|--------------------------|-----------------|------------------------|
| Display | 1 LED | No. of controls | 1 |
| Controls | Controls knobs / Buttons | Control knobs | Push-push |
| Opening | Button | Controls color | Stainless steel effect |

Options



| | | | |
|-------------------------------|----------------|--------------------|-----|
| Timer | Electronic | Child safety lock | Yes |
| Time-setting options | End-of-cooking | Quick-start option | Yes |
| End-of-cooking acoustic alarm | Yes | | |

Technical Features



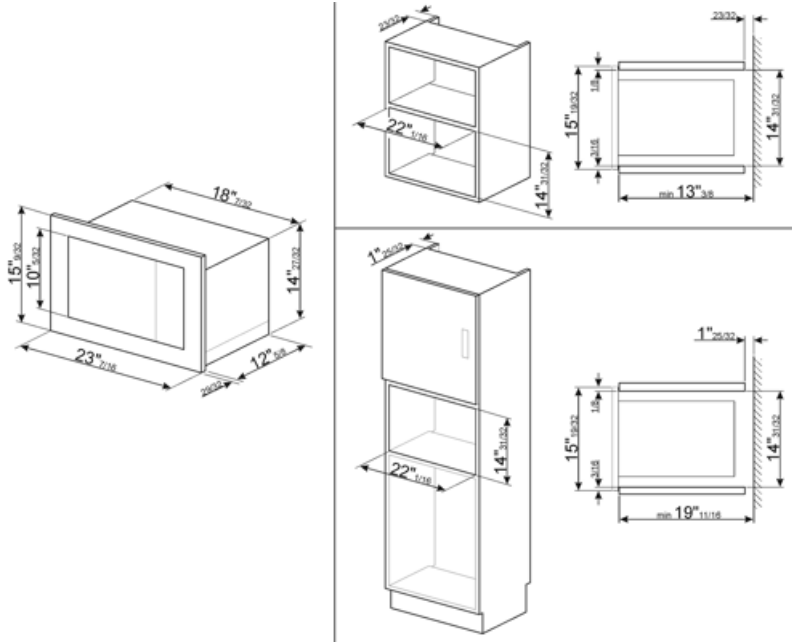
| | | | |
|----------------------------|-----------------|-------------------------------------|------------|
| Cavity material | Stainless steel | Grill - power | 1000 W |
| No. of lights | 1 | Total no. of door glasses | 1 |
| Lighting | LED | Security Thermostat | Yes |
| Turntable | Yes | Cooling system | Tangential |
| Turntable dimensions | 9 5/8 " | Microwave door protection screen | Yes |
| Light on when door is open | Yes | Microwave stops when door is opened | Yes |
| Grill type | Heating element | Microwave effective power | 800 W |

Accessories Included












| | | | |
|------|---|-------|-----|
| Grid | 1 | Frame | Yes |
|------|---|-------|-----|

Electrical Connection

| | | | |
|---------------|----------------|-------------------|-----------|
| Plug | (B) NEMA 5-15P | Voltage | 120 V |
| Nominal power | 1350 W | Frequency | 60 Hz |
| Current | 11 A | Power cord length | 59 1/16 " |



Symbols glossary

| | | | |
|------------------------------------------------------------------------------------|------------------------------------------------------------------------------------------------------------------------------------------------------------------------------------------------------------------------------------------------------------------------------------------------------------------------------------------------------------------------------------------|-------------------------------------------------------------------------------------|---------------------------------------------------------------------------------------------------------------------------------------------------------------------------------------------------------------|
|  | Child lock: some models are fitted with a device to lock the programme/cycle so it cannot be accidentally changed. |  | Microwave energy shortens cooking times dramatically and produces energy savings. |
|  | Defrost by time: with this function the time of thawing of foods are determined automatically. |  | Defrost by weight: With this function the defrosting time is determined |
|  | Fingerprint proof stainless steel: Fingerprint proof stainless steel keeps stainless steel looking as good as new. |  | Grill element: Using of grill gives excellent results when cooking meat of medium and small portions, especially when combined with a rotisserie (where possible). Also ideal for cooking sausages and bacon. |
|  | Microwave: Penetrating straight into the food, microwaves cook very quickly and with considerable energy savings. Suitable for cooking without fat, they are also able to thaw and heat food without altering its original appearance and aroma. The microwave function can also be combined with conventional functions with all the resulting advantages. Ideal for all types of food. |  | Microwave + grill element: The use of the grill results in a perfect browning of the surface of the food. The action of microwaves allows instead of cooking in a short time the internal part of the food. |
|  | Pizza microwave: This function cooks pizza quicker thanks to the microwaves. To optimize the final result, use the function combined with the Chef plate |  | Side lights: Two opposing side lights increase visibility inside the oven. |
|  | The capacity indicates the amount of usable space in the oven cavity in litres. | | |

Benefit (TT)

Automatic programmes

Preset programmes to simplify use and improve efficiency

Child control lock

Thanks to the child safety lock, the microwave provides peace of mind for parents while improving overall safety in the home environment

Quick start

One-touch cooking and heating start-up with the Quick Start option for a simple and intuitive user experience

Pizza function

Preset mode for optimal baking or heating of pizza